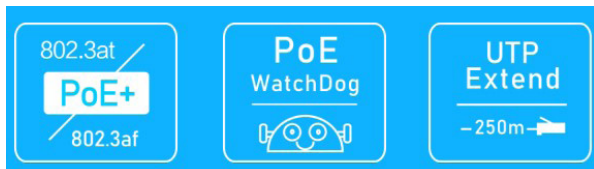


BN-GS-1242P2S

24 Ports 10/100/1000Mbps Unmanaged PoE+ Switch with 2 Gigabit SFP Uplink, 400W

beek



Key Features:

Ports: Provide 24*10/100/1000Mbps PoE+ ports and 2 *1.25Gbps SFP Uplink

PoE Standard: IEEE802.3af/at Power over Ethernet (PoE) Compliant

Total Power: Total power budget of 400W and 30W for all single PoE ports

Self-adaption: RJ45 port supports 10/100/1000Mbps Auto MDI/MDIX

Wide Application: Designed for Wifi AP and IP Security camera.VoIP etc


Surge protection: Protect the device from lighting surges and others electrical hazards

Considerate Design: Rack mount installation

Easy to use: Plug and play, No configuration required

Versatile PoE+ Port

Featuring 24* 10/100/1000Mbps PoE+ ports which support IEEE802.3af/at standard and 2 Gigabit SFP Uplink. the PoE switch provides Maximun power budget of 400W and 30W for single PoE ports sepectively,allowing users to have several different Networking products configured



Surge Protection Design

Reaching 6KV surge protection, the PoE+ ports owns the capacity to keep the PoE+ Switch from lightning strikes and other electrical surges, offering reliable performance even in some harsh environments.

Gigabit SFP Uplink Port

With SFP module slot available, the SFP uplink port is ideal for connecting the switch to the network's backbone, providing more than enough bandwidth and stability for ultra high speed data transferring, Beside the SFP can transmette the date with Max 100Km distance with more economic solution



BN-GS-1242P2S

24 Ports 10/100/1000Mbps Unmanaged PoE+ Switch with 2 Gigabit SFP Uplink, 400W



Technical Datasheet

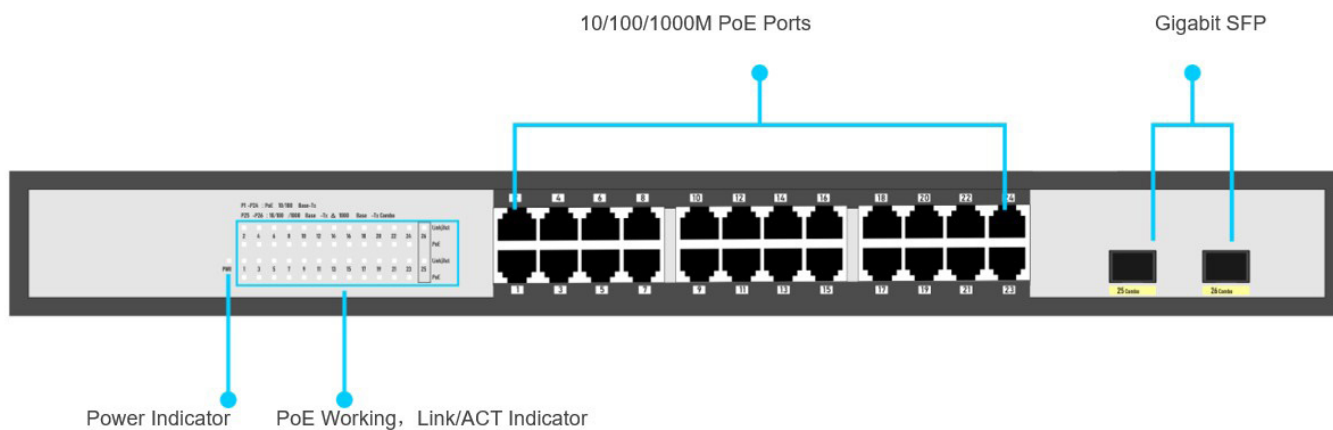
Model	BN-GS-1242P2S	
Hardware Specifications		
Connector	24* 10/100/1000MBASE-T RJ45 auto MDI/MDIX ports 2* 1.25G Base-X SFP Slots	
PoE Port	24* 10/100/1000Mbps PoE+ PSE port	
SFP	Singe fiber/Dual fiber supported. Distance vary the module	
Thermal Fan	2 Fans	
LED indicators	Power Indicator: PWR(green). Network Indicator: Link(yellow) PoE Working Indicator: PoE(green)	
Switch Architecture	Store and Forward	
Transmission model	IEEE802.3X full-duplex and Backpressure half-duplex	
Switch Performance	Backplane bandwidth	64Gbps
	Packet forwarding rate	42Mpps
	MAC address	8k
Power requirement	AC100-240V 50/60Hz	
ESD Protection	6KV ESD	
Dimension(W×D×H)	440mm x 290mm x 44.5mm(17.32in x 11.42in x 1.75in)	
Weight	4kg	
MTBF	44,216 hours	
Power over Ethernet (PoE) Specifications		
Network standard	IEEE802.3i 10 BASE-T IEEE802.3u 100 BASE-TX IEEE 802.3ab Gigabit 1000BASE-T IEEE 802.3z Gigabit SX/LX IEEE802.3x Flow Control IEEE802.3af Power over Ethernet IEEE802.3at Power over Ethernet IEEE802.3az EEE	
PoE Standard	IEEE 802.3af Power over Ethernet/PSE IEEE 802.3at Power over Ethernet Plus/PSE	
PoE Supply Type	1/2(+), 3/6(-) End-span	
PoE Power Output	Per Port 52V DC, 300mA. max. 15.4 watts (IEEE 802.3af) Per Port 52V DC, 600mA. max. 30 watts (IEEE 802.3at)	
PoE Power budget	400W	
Environment		
Safety	FCC Part15 Class A,CE,RoHs	
Environment specification	Operating temperature: -20℃~55℃， operating humidity: 5%~95%	
	Storage temperature: -20℃~75℃， storage humidity: 5%~95%	

BN-GS-1242P2S

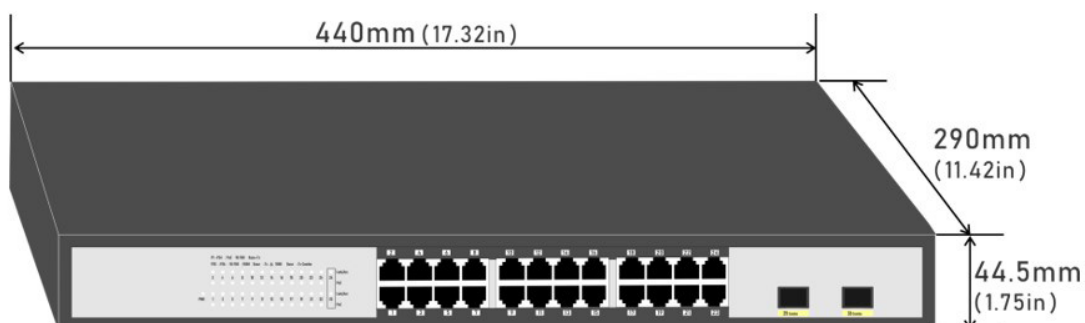
24 Ports 10/100/1000Mbps Unmanaged PoE+ Switch with 2 Gigabit SFP Uplink, 400W

beek

Interfaces



Structure Diagrams

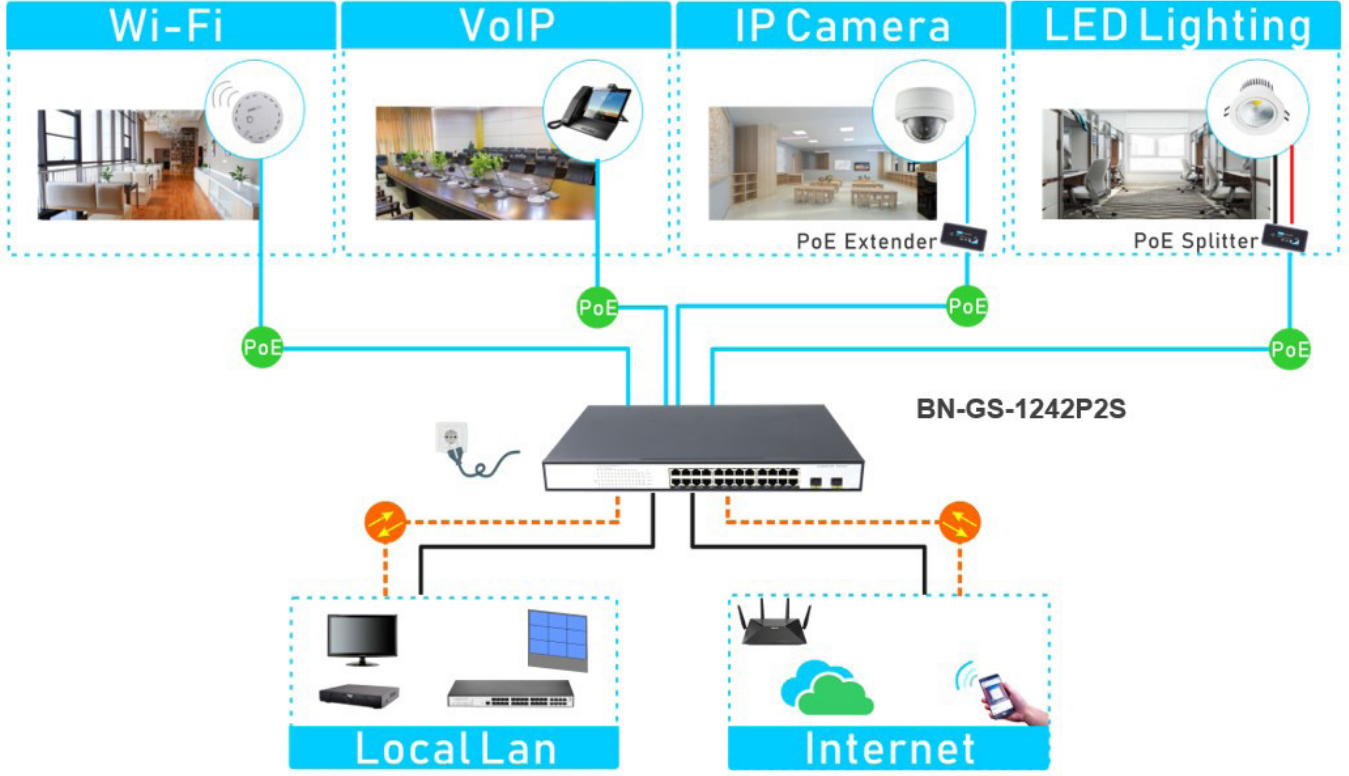


BN-GS-1242P2S

24 Ports 10/100/1000Mbps Unmanaged PoE+ Switch with 2 Gigabit SFP Uplink, 400W

beek

Applications



Ordering Information

BN-GS-1242P2S

24 Ports 10/100/1000Mbps Unmanaged PoE+ Switch with 2 Gigabit SFP Uplink, 6KV surge protection, IEEE802.3af/at