



Reyee Product Guide

Cloud, Make Your Business Easy





CONTENTS

01 About Ruijie

02 About Reyee

03 Ruijie Cloud Service

04 Wireless

Cloud-managed Access Points

Cloud-managed Wireless Bridge

05 Switches

L2+/L2 10G Uplink Managed Switches

L2 10G Uplink Managed Switches

L2 Gigabit Managed Switches

Cloud Managed Switches

Unmanaged Switches

06 Routers

07 Mesh Wi-Fi

01 About Ruijie

Who is Ruijie?

Ruijie Networks is an innovative ICT enterprise brand. It has self-developed 8 product lines, including switches, routers, wireless, cloud class, security, gateways, IT management and authentication & accounting. Ruijie has 6 R&D centers, 59 branch offices and over 10,000 channel partners with service covering over 50+ countries and regions in various industries like government, telecommunications, finance, education, healthcare, internet, energy, transportation, commerce, manufacturing, etc. Since founded in 2000, Ruijie has been building in-depth scenario-oriented application experience on product and solution innovation, thus assisting the upgrade into the digitalization of all industries.



7 R&D Centers



50+ Branch Offices



7000+ Employees



20000+ Partners



50+ Countries Coverage

- Ruijie Networks Recognized in **Gartner** Magic Quadrant for Wired and Wireless LAN Access Infrastructure
Source: Gartner 2020
- **Top 3** China enterprise-class networking vendors
Source: IDC , March 2020
- **Top 2** market share in China Enterprise WLAN market, **TOP 1** market share in Wi-Fi 6 market
Source: IDC , December 2019
- **Rank 1st** in China VDI terminal market
Source: IDC, March 2020
- **Rank 1st** in IT infrastructure operation and maintenance software market
Source: IDC, March 2020



02

About Reyee

Redefine your easy network

Who is Reyee?

Reyee is the SMB sub-brand launched by Ruijie in 2014, including 4 major product lines: switches, routers, wireless, and home products. The purpose of the brand is to simplify the network and make it easier for small system integrators/installers to do business. The Ruijie Cloud for Reyee products provides full lifecycle services to the contractors. For the pre-sales process, it can be used for solution design, viewing detailed success cases and product specifications. During the deployment process, the self-organizing network technology saves a lot of deployment time, and the automatic configuration and deployment also solve the problem of insufficient technical capabilities of the installers. For the post-sales process, it offers remote operation and maintenance, smart alarm and one-click network monitoring. By meeting the business needs of the installers, Ruijie Cloud makes it easier for them to boost their businesses.

Reyee in China

50%

CAGR for 7 consecutive years








































200K+

Installers are using Reyee products

3,000+

New projects added on Ruijie cloud every day

Product Family

Cloud Services				
Ruijie Cloud for Reyee 		Self-organizing Network Real Topology Delivery Report	Mobile Provisioning Mobile Monitoring & Alarm Mobile Maintenance Remotely	
Switches	Unmanaged Switch	IP Surveillance Switch	1/10G Layer 2 Switch	1/10G Layer 2+ Switch
	<div></div> <div></div> <div>RG-ES05/08 RG-ES05/08G</div> <div>RG-ES100 Series</div>	<div></div> <div>RG-ES200 Series</div>	<div></div> <div></div> <div>RG-NBS3100 Series</div> <div>RG-NBS3200 Series</div>	<div></div> <div></div> <div>RG-NBS5100 Series</div> <div>RG-NBS5200 Series</div>
Access Point	Ceiling-mounted AP	Wall-mounted AP	Outdoor AP	PTMP Wireless Bridge
	<div></div> <div>RG-RAP2200 Series</div> <div>RG-RAP2260 RG-RAP2260H</div> <div>RG-RAP2260E RG-RAP2260G</div>	<div></div> <div>RG-RAP1200 Series</div>	<div></div> <div>RG-RAP6262(G) RG-RAP6260(G)</div> <div>RG-RAP6262 RG-RAP6262G</div> <div>RG-RAP6260H</div>	<div></div> <div>RG-EST310 V2</div> <div>RG-EST350 V2</div>
Router	RG-EG Series		RG-EG PoE Series	
	<div></div> <div>RG-EG105G V2 RG-EG105GW RG-EG210G-E RG-EG310GH-E</div> <div>RG-EG105GW-(T) RG-EG105GW-X</div>		<div></div> <div>RG-EG105G-P V2 RG-EG210G-P RG-EG305GH-P-E RG-EG310GH-P-E</div>	
Mesh Wi-Fi	<div></div> <div>RG-EW300 PRO RG-EW1200 RG-EW1200G PRO RG-EW1800GX PRO RG-EW3200GX PRO RG-EW1200R RG-EW300R</div>			

03

Cloud Service

Cloud, make your business easy

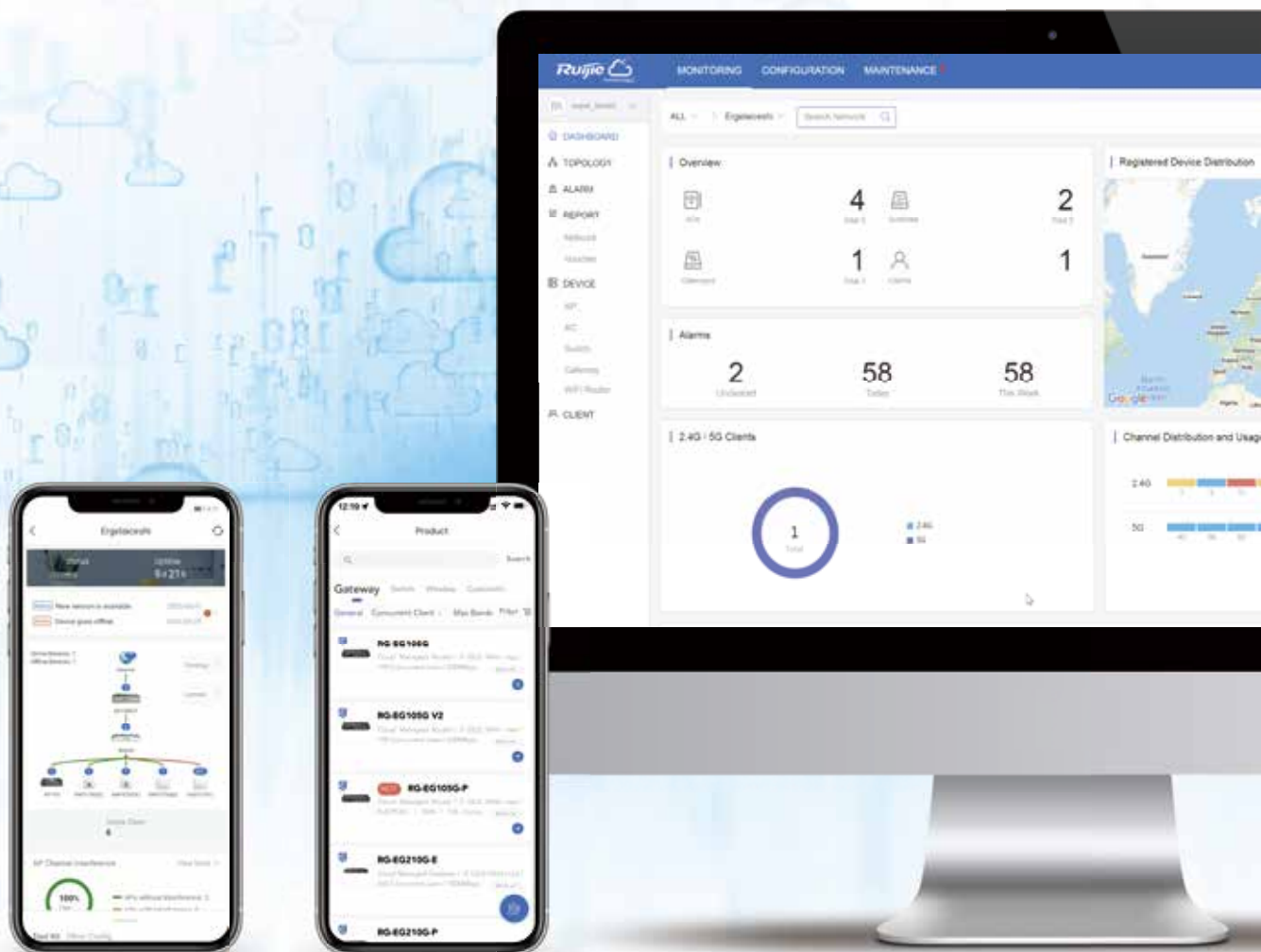
Ruijie Cloud service

Overview: Cloud make your business easy

Ruijie Cloud service is the unique whole life-time cloud solution in the world for small and medium-sized businesses and provide from pre-sales to maintenance cloud service.

Ruijie Cloud provides from pre-sales session to maintenance session service.

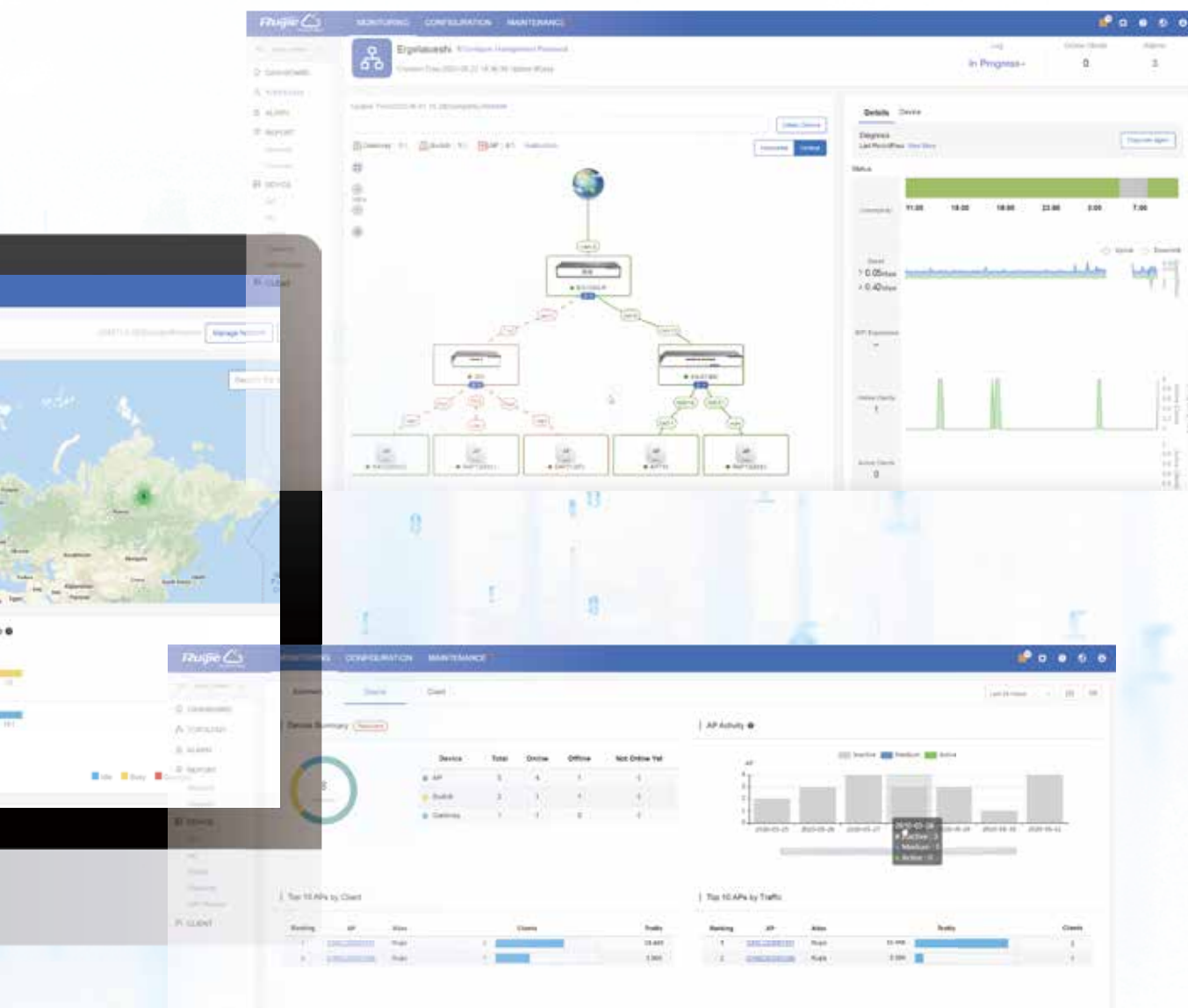
Pre-sales: Presale BOM builder helps SI to generate BOMs based on products pool, scenarios, or even classic cases.



Deployment: Auto Provisioning via Self-organizing Network. Smart configuration through only several steps in mobile phone, say goodbye to heavy PC and complicated CLI.

Maintenance: Monitoring Devices status anytime and anywhere. One-click optimization, trouble diagnosis, real topology, alerts notification remotely, etc.

Help the installers provide better service to their customers and grow business.





• 200K+ Users on Ruijie Cloud



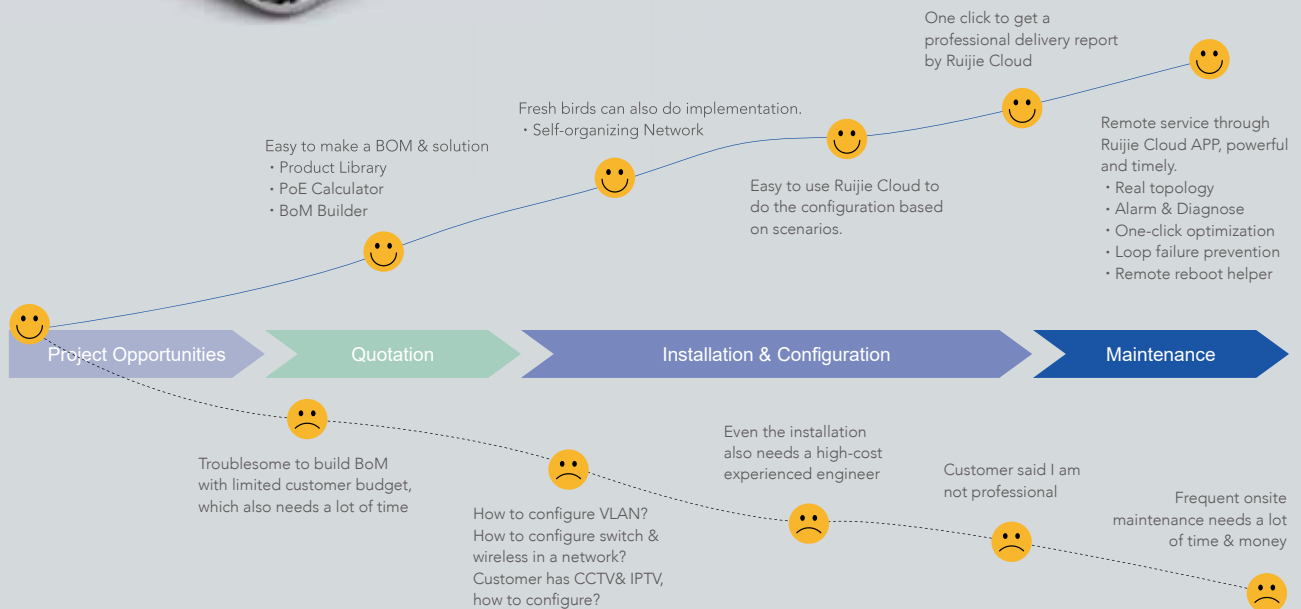
• 70270 BOMS are built on Ruijie Cloud



• 340912 Projects used self-organizing network
• 2.5 mins on average



• 130117 trouble-shootings



Specifications

Overview	
Number of APs Supported	Virtually unlimited
Clients	Virtually unlimited
Authentication Support	PSK, One-click, open
Guest Portal	Yes
Management Platform	Web / Mobile APP
AP Discovery and Control	L3 via CWMP
Data Forwarding	Local Breakout
Management	
Unified Management & Monitoring	Unified Management for APs, Switches and Routers
	Dashboard with Google Maps integration
	Multi-tenant architecture
	Sub-account group management
	Multi-level groups supported to manage devices
	Network overall running status monitoring, including traffic trend, Clients' number, Top APs, Clients and SSIDs
Wireless Management	Alarms email notification and different alarm level mapping to different contact group
	SSID and mapping VLAN management
	WEB and telnet security configuration
	AP load balancing and roaming setting
Switch Management	RRM auto RF planning
	Switch ports status monitoring, including RX/TX speed and packet each port
	Switch CPU, Memory, temperature, flash usage and PoE power usage monitoring
	VLAN management for each port
Router Management	Syslog, SNMP, NTP, DNS, loop prevention
	Router online users, sessions monitoring
	Router CPU, Memory and flash usage monitoring
	Configuration backup and restore
Mobility Management (Mobile App)	Remote access local EWEB configuration
	Logical Network Topology Management
	Scan to register APs to the Ruijie Cloud
	Push notifications for alarms
	Monitor status of total network, AP and clients
	AP device and Switch PoE port reboot
	Create and configure new SSIDs
	RRM wireless network auto optimization
	Upgrade device to latest firmware
	Speed test and signal & security checking
	IOS and Android App
	Onsite and cloud mode for management
Support	Delivery report generation
	Real topology monitoring
Support	
Zero-touch Provisioning	SON (Self-Organizing Network), auto discovery and auto networking
Flexible report options	Traffic per AP, per network group
	Top 10 Traffic by APs, network groups and SSIDs
	Mobile Phone brand distribution
	User experience trend data (tracking on 2.4 and 5G)
	Unique client reports
	One-click to generate delivery report.
Troubleshooting	Remotely reboot devices, web-CLI advanced diagnostic
	Get notifications of network status via email
	Event logs are sorted by network device
	Alarms are generated for device status
	View historical client data to troubleshoot issues that happened in the past
Technical Support	One-click network diagnose : each link diagnose from client to AP, Switch, Router and Internet
	Easy button access to support
	7*24 technical support (RITA)

04 Wireless





Cloud-managed Access Points

Reyee cloud-managed access points is a high performance for indoor/outdoor/wall scenarios. Compliant with IEEE 802.11ax/ac Wave2 Wi-Fi protocol. cloud-managed series access points support MU-MIMO dual stream technology.

The industrial product design makes the product simple to install and to maintain.

Cloud-managed access points support self-organizing network.

■ Provide Better Performance Based on Dual-band Wi-Fi

Supports 2.4GHz and 5GHz dual-band communication, providing access rate of providing access rate of AC1267Mbps, AX1775Mbps, AX3200Mbps, AX6000Mbps per AP. It can provide 5GHz frequency band with less interference, wider channel, and faster speed for the terminals, allowing the users to enjoy excellent wireless experience.

■ Seamless Layer 3 Roaming

The device supports Layer 3 roaming for the complex Layer 3 network. When users move across the Layer 3 networks, seamless roaming can be achieved without service interruption.

■ Support Self-organizing Networking Feature

Self-organizing networking feature, which breaks through the product limitations and realizes auto-discovery, auto-networking and auto-configuration between routers, switches, and wireless APs without the need for controllers or Internet access. With the mobile app, users can quickly complete the device deployment and configuration, remote management, operation and maintenance of the entire network, which greatly reduces the investment of equipment cost, labor cost and time cost in the process of wireless network construction.

■ Lifetime Free Cloud Management

Users can perform comprehensive local management or remote management of the equipment in the entire network via the mobile app, equipment EWEB management, Ruijie Cloud platform, etc. Users can also share the network with a third party for network hosting and collaborative management, thereby achieving simpler, easier to use, more secure and convenient enterprise network operation and maintenance.

Products



RG-RAP1200(P)

AC1300 Dual Band Gigabit Wall Plate Access Point



RG-RAP1200(F)

AC1300 Dual Band Wall-plate Access Point



WiFi 6

RG-RAP2260

Wi-Fi 6 AX3000 High Performance Multi-G Ceiling Access Point



WiFi 6

RG-RAP2260(H)

Wi-Fi 6 AX6000 High-density Multi-G Ceiling Access Point



WiFi 6

RG-RAP2260(G)

Wi-Fi 6 AX1800 Dual Band Gigabit Ceiling Mount Access Point



WiFi 6

RG-RAP2260(E)

Wi-Fi 6 AX3200 Dual Band Multi-Gigabit Ceiling Mount Access Point



RG-RAP2200(E)/RG-RAP2200(F)

AC1300 Dual Band Gigabit Ceiling Mount Access Point



RG-RAP6202(G)

AC1300 Dual Band Outdoor Access Point



WiFi 6

RG-RAP6260(G)

AX1800 Wi-Fi 6 Outdoor Access Point



WiFi 6

RG-RAP6262(G)

AX1800 Wi-Fi 6 Outdoor Access Point



RG-RAP6262





AX3000 High-performance Outdoor Omni-directional Access Point







RG-RAP6260(H)

AX6000 High-density Outdoor Omni-directional Access Point





Specifications

Product picture					
Model		RG-RAP1200(P)	RG-RAP1200(F)	RG-RAP2200(E)	RG-RAP2200(F)
Product description		AC1300 Dual Band Wall-plate Access Point	AC1300 Dual Band Wall-plate Access Point	AC1300 Dual Band Ceiling Mount Access Point	AC1300 Dual Band Ceiling Mount Access Point
Hardware Features					
Radio		Dual-stream dual-band			
Protocol		IEEE 802.11a/b/g/n/ac			
Operating Bands		802.11b/g/n : 2.4G ~ 2.4835GHz 802.11a/n/ac : 5G : 5.150~5.350GHz, 5.725~5.850GHz			
Antenna		PCB antennas		Array antennas (2.4G: 2dBi, 5G: 2dBi)	
Spatial Streams		2.4G 2x2MIMO 5G 2x2MIMO			
Max Throughput		Up to 400Mbps (2.4G) Up to 867Mbps (5G) 1.267Gbp			
Modulation	OFDM	BPSK@6/9Mbps, QPSK@12/18Mbps, 16-QAM@24Mbps, 64-QAM@48/54Mbps			
	DSSS	DBPSK@1Mbps, DQPSK@2Mbps, and CCK@5.5/11Mbps			
	MIMO-OFDM	BPSK, QPSK, 16QAM, 64QAM and 256QAM			
Dimensions		126mm×86mm×50mm	86mm*85mm*32mm	194mm×194mm×35mm (excluding mounting kits)	194mm×194mm×35mm (excluding mounting kits)
Weight		0.45kg (ex)	0.25Kg	0.24kgcluding mounting kits)	0.45kg (excluding mounting kits)
Service Ports		Front: 4 10/100/1000Base-T Ethernet ports LAN1 port supports IEEE.802.3af PoE OUT Rear: 1 10/100/1000Base-T Ethernet port	Front: 1 10/100Mbps Ethernet port Rear: 1 10/100Mbps PoE Ethernet port	2 10/100/1000Base-T Ethernet ports, PoE/LAN1 port supports PoE	2 10/100 Base-T Ethernet ports, PoE/LAN1 port supports PoE
Management Port		NA			
LED Indicator		Support			
Power Supply		802.3af/at PoE	802.3af	Local power supply, DC 12V/1.5A (Note: The power adapter is sold as an optional accessory) 802.3af/802.3at	Local power supply, DC 12V/1.5A (Note: The power adapter is sold as an optional accessory) 802.3af/802.3at
Power Consumption		< 8W	8W	≤ 12.95W	≤ 12.95W
Coverage Radius					
Environment	IP Rating				
	Operating temperature	0°C~40°C			
	Storage temperature	-40°C~70°C			
	Operating humidity	5%~95% (non-condensing)			
	Storage humidity	5%~95% (non-condensing)			
Installation		Fits 86mm/ EU/ US wall junctions	86mm wall plate installation	Wall-mount, ceiling-mount	Wall-mount, ceiling-mount
Safety Standard		GB4943, IEC 60950-1			
EMC Standard		GB9254, EN301 489, EN50155: EN50121			
Vibration Standard		IEC61373			
Radio Standard		SRRC certification, EN300 328, EN301 893			
MTBF		>250000H			

Software Features					
WLAN	Maximum number of clients	110	110	110	110
	BSSID Capacity	8	8	8	8
	SSID hiding Configuring the authentication mode, encryption mechanism, and VLAN attributes for each SSID	Support	Support	Support	Support
	Radio-based STA limit	Support	Support	Support	Support
	Support Layer 2 user isolation	Support	Support	Support	Support
Roaming	Layer 3 roaming	Support	Support	Support	Support
Security	PSK authentication	Support	Support	Support	Support
	Static blacklist and whitelist	Support	Support	Support	Support
	WAP-PSK / WAP2-PSK WPA-WAP2-PSK	Support	Support	Support	Support
Routing	Static IP address, DHCP, PPPoE Dial Up static IP address, DHCP, PPPoE Dial Up	Support	Support	Support	Support
Management and maintenance	Self-organizing networking	Support	Support	Support	Support
	Ruijie Cloud management	Support	Support	Support	Support
	Web management	Support	Support	Support	Support

Product picture				
Model	RG-RAP2260(G)	RG-RAP2260(E)	RG-RAP6260	RG-RAP6202(H)
Product description	AX1800 Dual Band Gigabit Ceiling Mount Access Point	AX3200 Dual Band Multi-Gigabit Ceiling Mount Access Point	AX3000 High Performance Multi-G Ceiling Access Point	AX6000 High-density Multi-G Ceiling Access Point
Hardware Features				
Radio	Dual-Band			
Protocol	5G:802.11a/n/ac/ax, 2.4G:802.11b/g/n/ax	5G:802.11a/n/ac/ax, 2.4G:802.11b/g/n/ax	5G:802.11a/n/ac/ax 2.4G:802.11b/g/n/ax	5G:802.11a/n/ac/ax 2.4G:802.11b/g/n/ax
Operating Bands	802.11b/g/n/ax: 2.4G ~ 2.4835GHz 802.11a/n/ac/ax: 5G: 5.150~5.350GHz, 5.725~5.850GHz (country specific)	802.11b/g/n/ax: 2.4G ~ 2.4835GHz 802.11a/n/ac/ax: 5G: 5.150~5.350GHz, 5.725~5.850GHz (country specific)	802.11b/g/n/ax: 2.400 GHz to 2.4835 GHz 802.11a/n/ac/ax: 5.150 GHz to 5.350 GHz, 5.470 GHz to 5.725 GHz, 5.725 GHz to 5.850 GHz	802.11b/g/n/ax: 2.400 GHz to 2.4835 GHz 802.11a/n/ac/ax: 5.150 GHz to 5.350 GHz, 5.470 GHz to 5.725 GHz, 5.725 GHz to 5.850 GHz
Antenna	Internal omni-directional antenna (2.4G: 3 dBi, 5G: 3dBi)	Internal omni-directional antenna (2.4G: 3dBi, 5G: 3dBi)	Built-In Omnidirectional (2.4 GHz: 3 dBi 5 GHz: 3 dBi)	Built-In Omnidirectional (2.4 GHz: 3 dBi 5 GHz: 4 dBi)
Spatial Streams	2.4G 2x2 MIMO 5G 2x2 MIMO	2.4G 4x4 MIMO 5G 4x4 MIMO	2.4GHz, 2x2, 5GHz, 2x2,	2.4GHz, 4x4, 5GHz, 4x4,
Max Throughput	Up to 574Mbps (2.4G) Up to 1201Mbps (5G)	Up to 800Mbps (2.4G) Up to 2400Mbps (5G)	Up to 574Mbps(2.4GHz) Up to 2402Mbps (5GHz)	Up to 1148Mbps (2.4GHz) Up to 4804Mbps (5GHz)
Modulation	OFDM	BPSK@6/9Mbps, QPSK@12/18Mbps, 16QAM@24Mbps, 64QAM@48/54Mbps		
	DSSS	DBPSK@1Mbps, DQPSK@2Mbps, and CCK@5.5/11Mbps		
	MIMO-OFDM	BPSK, QPSK, 16QAM, 64QAM, 256QAM and 1024QAM OFDMA BPSK, QPSK, 16QAM, 64QAM and 256QAM		

Dimensions		194mm x 194mm x 35mm (excluding mounting kits)	220mm x 220mm x 35mm (excluding mounting kits)	194 mm x 194 mm x 45.1 mm (Without Mounting Bracket)	230 mm x 230 mm x 49.5 mm (Without Mounting Bracket)
Weight		0.56kg(excluding mounting kits)	1.05kg(excluding mounting kits)	≤ 0.65 kg (Without Mounting Bracket)	≤ 1.80 kg (Without Mounting Bracket)
Service Ports		2 10/100/1000Mbps Ethernet ports POE IN LAN1 Port	1 x 10/100/1000Mbps Ethernet port, 1 x 10/100/1000/2560Mbps Ethernet port POE IN 1 x 10/100/1000/2560Mbps Ethernet port	1 x 100/1000/2500 Base-T port 1 x 10/100/1000 Base-T port 1 x DC port 1 x Reset button	2 x 100/1000/2500 Base-T ports 1 x Reset button 1 x DC port
LED Indicator		Support	Support	Support	Support
Power Supply		IEEE802.3at	IEEE802.3at	IEEE802.3at PoE	IEEE802.3bt PoE
Power Consumption		≤ 15.3W	<25.4W	≤ 18W	≤ 40W
Environment	IP Rating			IP68	IP68
	Operating temperature	0°C to 40°C	0°C to 40°C	0°C to 40°C	0°C to 40°C
	Storage temperature	-40°C to 70°C	-40°C to 70°C	-40°C to 70°C	-40°C to 70°C
	Operating humidity	5% to 95% (non-condensing)	5% to 95% (non-condensing)	5% to 95% Noncondensing	5% to 95% Noncondensing
	Storage humidity	5% to 95% RH (non-condensing)	5% to 95% RH (non-condensing)	5% to 95% Noncondensing	5% to 95% Noncondensing
Installation		Wall-mount, ceiling-mount	Wall-mount, ceiling-mount	Wall-mount, Ceiling-Mount	Wall-mount, Ceiling-Mount
Safety Standard		GB4943, IEC 62368-1 GB4943, IEC 60950-1			
EMC Standard		GB9524, EN55032, EN55035, IEC61000 GB9254, EN301 489, EN50155: EN50121			
Vibration Standard		IEC61373 IEC61373			
Radio Standard		EN301 489, EN300 328, EN301 893, EN50385, EN62232, IEC62311 SRRC certification, EN300 328, EN301 893			
MTBF		>250000H	>250000H	>400000H	>400000H
Software Features					
WLAN	Maximum number of clients	512	512	512	512
	BSSID Capacity	8	8	8	8
	SSID hiding	Support	Support	Support	Support
	Radio-based STA limit	256	256	256	Support
	Support Layer 2 user isolation	Support	Support	Support	Support
Roaming	Layer 3 roaming	Support	Support	Support	Support
Security	PSK authentication	Support	Support	Support	Support
	Static blacklist and whitelist	Support	Support	Support	Support
	WAP-PSK / WAP2-PSK WPA-WAP2-PSK	Support	Support	Support	Support
Routing	Static IP address, DHCP PPPoE Dial Up	Support	Support	Support	Support
Management & Maintenance	Self-organizing networking	Support	Support	Support	Support
	Ruijie Cloud management	Support	Support	Support	Support
	Web management	Support	Support	Support	Support

Product picture					
Model		RG-RAP6262	RG-RAP6260(H)	RG-RAP6260(G)	RG-RAP6202(G)
Product description		AX3000 High-performance Outdoor Omni-directional Access Point	AX6000 High-density Outdoor Omni-directional Access Point	AX1800 Dual Band Gigabit Wi-Fi6 Access Point	AC1300 Dual Band Gigabit outdoorAccess Point
Hardware Features					
Radio		Dual-Band			Dual-stream dual-band
Protocol		5G:802.11a/n/ac/ax 2.4G:802.11b/g/n/ax	5G:802.11a/n/ac/ax 2.4G:802.11b/g/n/ax	5G:802.11a/n/ac/ax, 2.4G:802.11b/g/n/ax	IEEE 802.11a/b/g/n/ac
Operating Bands		802.11b/g/n/ax: 2.400 GHz to 2.4835 GHz 802.11a/n/ac/ax: 5.150 GHz to 5.350 GHz, 5.470 GHz to 5.725 GHz, 5.725 GHz to 5.850 GHz	802.11b/g/n/ax: 2.400 GHz to 2.4835 GHz 802.11a/n/ac/ax: 5.150 GHz to 5.350 GHz, 5.470 GHz to 5.725 GHz, 5.725 GHz to 5.850 GHz	802.11b/g/n/ax: 2.4G ~ 2.4835GHz 802.11a/n/ac/ax:5G:5.150~5.350GHz, 5.725~5.850GHz (country specific)	802.11b/g/n : 2.4G ~ 2.4835GHz 802.11a/n/ac : 5G : 5.150~5.350GHz, 5.725~5.850GHz
Antenna		Built-In Omnidirectional (2.4 GHz: 3 dBi 5 GHz: 4 dBi)	Built-In Omnidirectional (2.4 GHz: 3 dBi 5 GHz: 4 dBi)	Internal omni-directional antenna (2.4G: 4 dBi, 5G: 6 dBi)	Built-in omnidirectional antennas (basic gain 3dBi)
Spatial Streams		2.4GHz, 2x2, 5GHz, 2x2	2.4GHz, 4x4, 5GHz, 4x4	2.4G 2x2 MIMO 5G 2x2 MIMO	2.4G 2x2MIMO 5G 2x2MIMO
Max Throughput		Up to 574Mbps (2.4GHz) Up to 2402Mbps (5GHz)	Up to 1148Mbps (2.4GHz) Up to 4804Mbps (5GHz)	Up to 574Mbps (2.4G) Up to 1201Mbps (5G)	Up to 300Mbps (2.4G) Up to 867Mbps (5G)
Modulation	OFDM	BPSK@6/9Mbps, QPSK@12/18Mbps, 16QAM@24Mbps, 64QAM@48/54Mbps			
	DSSS	DBPSK@1Mbps, DQPSK@2Mbps, and CCK@5.5/11Mbps			
	MIMO-OFDM	BPSK, QPSK, 16QAM, 64QAM, 256QAM and 1024QAM OFDMA			BPSK, QPSK, 16QAM, 64QAM and 256QAM

Dimensions		230 mm x 230 mm x 195 mm (Without Mounting Bracket)	300 mm x 300 mm x 75.5 mm (Without Mounting Bracket)	298mm x 298mm x 65mm (excluding mounting kits)	200mm*220mm*166mm (excluding mounting kits))
Weight		0.56kg(excluding mounting kits)≤1.4 kg (Without Mounting Bracket)	Main Unit: 3.5 kg Mounting Bracket: 1.35kg	1.35kg(excluding mounting kits)	1kg (excluding mounting kits)
Service Ports		1 × 10/100/1000 Base-T port 1 × 1GBase-X SFP port 1 × DC port 1 × Reset button	1 × 100/1000/2500 Base-T port 1 × 1GBase-X SFP port 1 × DC port 1 × Reset button	1 × 10/100/1000Mbps Ethernet port, 1 × Gigabit SFP port POE IN Ethernet Port	2 10/100/1000Mbps Ethernet ports (one of which supports 802.3af/at)
LED Indicator		1 × System LED indicator 1 × Wi-Fi LED indicator 1 × SFP LED indicator 1 × LAN LED indicator	Support	Support	Wi-Fi indicator, warning indicator, LAN1 connection indicator, LAN2 connection indicator
Power Supply		IEEE 802.3at PoE	IEEE 802.3bt PoE	IEEE802.3at	Local power supply, DC 12V/1.5A (Note: The power adapter is sold as an optional accessory) 802.3af/802.3at PoE
Power Consumption		< 24W	≤ 40W	<18W	<12.95W
Environment	IP Rating	IP68	IP68	IP68	IP68
	Operating temperature	-30°C ~ 65°C	-40°C ~ 65°C	-40°C to 65°C	-30°C~65°C
	Storage temperature	-40°C ~ 85°C	-40°C ~ 85°C	-40°C to 85°C	-40°C~85°C
	Operating humidity	0% ~ 100% Noncondensing	0% ~ 100% Noncondensing	0% to 100% (non-condensing)	0%~100% (non-condensing)
	Storage humidity	0% ~ 100% Noncondensing	0% ~ 100% Noncondensing	0% to 100% RH (non-condensing)	0%100% (non-condensing)
Installation		Wall-Mount, Pole-Mount	Wall-Mount, Pole-Mount	Outdoor	Outdoor
Safety Standard		GB4943, IEC 62368-1			GB4943, IEC 60950-1
EMC Standard		GB9524,EN55032,EN55035,IEC61000			GB9254, EN301 489, EN50155: EN50121
Vibration Standard		IEC61373			IEC61373
Radio Standard		EN301 489,EN300 328, EN301 893,EN50385,EN62232,IEC62311			SRRC certification, EN300 328, EN301 893
MTBF		>250000H			>250000H
Software Features					
WLAN	Maximum number of clients	512	512	512	110
	BSSID Capacity	8	8	8	8
	SSID hiding	Support	Support	Support	Support
	Radio-based STA limit	Support	Support	256	Support
	Support Layer 2 user isolation	Support	Support	Support	Support
Roaming	Layer 3 roaming	Support	Support	Support	Support
Security	PSK authentication	Support	Support	Support	Support
	Static blacklist and whitelist	Support	Support	Support	Support
	WAP-PSK / WAP2-PSK WPA-WAP2-PSK	Support	Support	Support	Support
Routing	Static IP address, DHCP PPPoE Dial Up	Support	Support	Support	Support
Management & Maintenance	Self-organizing networking	Support	Support	Support	Support
	Ruijie Cloud management	Support	Support	Support	Support
	Web management	Support	Support	Support	Support

Cloud-managed Wireless Bridge

Description: RG-EST310 and RG-EST350 are 802.11ac wireless bridges for video surveillance backhaul or remote wireless transmission in scenarios such as elevators, tower cranes, factory buildings, campuses, and construction sites. Operating in the 5GHz band, RG-EST310 and RG-EST350 support two spatial streams (2x2 MIMO technology) and provide up to 867 Mbps bridging rate, which can fully meet the data link bandwidth requirements of user services.

■ Zero Configuration

RG-EST310 and RG-EST350 both consist of 2 devices including the recorder-end and camera-end device. They are paired by default and can be used without requiring any configurations. It supports one-to-many expansion and it is recommended to support one to five at most.

■ Easy Installation

Straps are provided for easy equipment installation including wall/pole-mount, improving implementation efficiency.

■ High Reliability

Both wireless bridges can provide dustproof and waterproof IP65 protection for outdoor environments and operate in a wide temperature range from -30°C to 50°C . The high-quality weather-resistant materials enable RG-EST310 to maintain excellent structural strength without embrittlement, yellowing, or deformation for long-term outdoor operation.

■ Convenient Maintenance

Both wireless bridges support Ruijie Cloud App management for the current connection latency, channel utilization, signal strength, rate, device connection, configuration modification, entire network upgrade and wireless bridge restart on the mobile phone. The two bridges also support E-Web management.



RG-EST310 V2



RG-EST350 V2

Specifications

Model	RG-EST310 V2	RG-EST350 V2
Hardware Specifications		
RAM/ Flash	64MB/8MB	512 MB/8 MB
Radio	Dual-stream single-band 2×2	
Operating Band	802.11a/n/ac: 5.150 ~ 5.350GHz, 5.470~5.725GHz , 5.725 ~ 5.850GHz (country specific)	
Antenna	Built-in directional antennas, horizontal: 60°, vertical: 30°, gain: 10dBi	Built-in directional antennas, horizontal: 31°, vertical: 14°, gain: 15 dBi
Spatial Streams	2	
Maximum Throughput	Up to 867Mbps at 5GHz	
Transmit Power	≤250mW	≤100 Mw(20 dBm) (adjustable)
Dimensions	147mm(D)×76mm(W)×37mm(H) (Dimensions per device) (Same size for the transmitter and receiver, H: height of the device excluding the mounting kits)	230 mm(D)×132 mm(W)×48 mm(H) (Dimensions per device) (Same size for the recorder-end and camera-end, H: height of the device edge excluding the mounting kits)
Weight	0.35kg	0.6 kg
Ports	1 10/100Base-T Ethernet port, supports 24VDC passive PoE 1 DC port, supports 12VDC power supply	Two 10/100/1000Base-T Ethernet ports, supports 24 VDC non-standard PoE power supply One DC port, supports 12 VDC power supply
Hardware Button	1 reset button	
Status Indicators	System indicator: 1 Port indicator: 1 Bridge signal strength indicators: 3	
Power Supply	Support 12VDC power supply and 24VDC passive PoE	Support 12VDC power supply and 24VDC passive PoE
Power Consumption	< 5W	<9 W
Environment	Operating temperature: -30 ℃ ~ 55 ℃	Operating temperature: -30 ℃ ~ 65 ℃
	Storage temperature: -40 ℃ ~ 70 ℃	Storage temperature: -40 ℃ ~ 85 ℃
	Operating humidity: 5% to 95% (non-condensing)	
	Storage humidity: 5% to 95% (non-condensing)	
Installation	Wall-mounted/ Pole-mounted (straps provided)	Wall-mounted/ Pole-mounted (hose clamp is provided)
IP Rating	IP54	
Lightning Protection	4KV	
Radio Standard	SRRC certification	EN300 328, EN301 893
Warranty	3 Years	
Software Features		
Zero-Touch Configuration	Support Ruijie Cloud App remote configuration	
Automatic Bridging	Support The recorder-end and camera-end are automatically paired for bridging by default	
Device Configuration and Management	Support App/Web configuration	
QR Code Login	Users can log in to the device configuration interface by scanning the QR code of the device using the app	
Self-healing	Automatic restart upon equipment failure	
Automatic Channel Adjustment	Automatically adjust the channel upon power-on	

Camera Support Reference

Model	Antenna Polarization	Distance (Meters)	RSSI (dBm)	Negotiate speed (Mbps)	Port Speed (Mbps)	2MP camera H.265/3Mbps (Unit)	3MP camera H.265/4-5Mbps (Unit)	4MP camera H.265/6-7Mbps (Unit)
RG-EST310	10dBi H: 60° V: 30°	100	-52	400	90	16	10	7
		500	-65	400	80	16	10	7
		1000	-68	240	80	16	10	7
		2000	-75	120	40	6	4	3
RG-EST350	15dBi H: 31° V: 14°	1000	-58	400	230	50	30	20
		3000	-66	360	200	45	25	13
		5000	-70	270	150	20	12	8

05

Switches





Reyee Switch Solutions

Professional, Reliable and Affordable

Reyee switches are designed to offer reliable and professional choices to businesses of all sizes. Unmanaged switches are well suited for businesses requiring no management or monitoring of their LAN, smart/L2 switches provide a cost-effective solution for small and medium-sized businesses, and L3 managed switches provide a scalable and stable solution for large organizations, campus networks and ISP networks.

■ Ruijie Cloud App/ Ruijie Cloud Platform Remote Management

The Reyee managed switches not only support web interface management, but also support life time free Ruijie Cloud App and Ruijie Cloud platform remote management. Users can view the network status, modify the configuration, and troubleshooting at home. In addition, the PoE port can be restarted remotely to restart the faulty PoE camera. With the mobile app, users can quickly complete the device deployment and configuration, remote management, operation and maintenance of the entire network, such as NVR/ Camera recognition, configure VLAN, real time monitoring, real time alarm, and reboot remotely , which greatly reduces the investment of equipment cost, labor cost and time cost in the process of wireless network construction.

■ Self-Organizing Networking Feature

Self-organizing networking feature, which breaks through the product limitations and realizes auto-discovery, auto-networking and auto-configuration between routers, switches, and wireless APs without the need for controllers or Internet access.

■ Full-Power PoE Supporting PoE Cameras at Maximum Capacity

Ruijie Reyee smart surveillance switches support full-power PoE output, powering PoE network cameras for all PoE ports simultaneously. Whether it is day or night, the infrared light of the camera is on or off, it can ensure that all PoE network cameras are powered.

■ 5 Years Warranty

For RG-NBS5200/5100/3200/3100 series, it supports 5 years free warranty.

Layer 2+ 1G/10G Managed Switches

Ruijie RG-NBS5100 & 5200 series switches are high-performance, high-security, and multi-service next-generation Layer 3 Ethernet switches. The switch series adopt an efficient hardware architecture design to provide larger table size, faster hardware processing performance, and more convenient operating experience.

RG-NBS5100 series provides Gigabit access and Gigabit uplink. RG-NBS5200 series provides Gigabit access and 10G uplink ports. The RG-NBS5200 series offers 4 10G fiber ports, providing high-performance uplink capability.



RG-NBS5100-24GT4SFP

24-Port Gigabit Managed Switch

24 Gigabit RJ45 Ports, 4 Gigabit SFP Ports,
19-inch Rack-mountable Steel Casing, Static Routing



RG-NBS5200-24GT4XS-P

24-port Gigabit Layer 2+ PoE Switch, 4 SFP+ Uplink



RG-NBS5100-24GT4SFP-P

28-Port Gigabit Layer 2+ PoE Switch



RG-NBS5100-48GT4SFP

48-Port Gigabit Managed Switch

48 Gigabit RJ45 Ports, 4 Gigabit SFP Ports,
19-inch Rack-mountable Steel Casing, Static Routing



RG-NBS5200-24GT4XS

24-Port Gigabit Managed Switch

24 Gigabit RJ45 Ports, 4 10G SFP+ Ports,
19-inch Rack-mountable Steel Casing, Static Routing



RG-NBS5200-24SFP/8GT4XS

24-Port Gigabit SFP Managed Switch

24 SFP Ports, 8 Gigabit RJ45 Combo Ports, 4 10G SFP+ Ports,
19-inch Rack-mountable Steel Casing, Static Routing



RG-NBS5200-48GT4XS

48-Port Gigabit Managed Switch

48 Gigabit RJ45 Ports, 4 1/10G SFP+ Ports,
19-inch Rack-mountable Steel Casing, Static Routing

Energy Saving

The switches adopt the next-generation hardware architecture as well as advanced energy-saving circuit design and components to save energy for users while reducing noise pollution.

With Energy-Efficient Ethernet (EEE), the switch will automatically set the port to energy-saving mode according to different situations to achieve energy saving.

Auto-networking Allowing One-step Project Management

The switches can obtain the IP address automatically from the router and connect to the external network without configuration. It also supports auto-networking for the switches. Users can scan the serial number of any switch in the network using the mobile app to automatically add all switches in the network to the project.

Surge Protection Ensuring Product Stability

The 6KV surge protection of the port reduces the probability of being damaged by surges and improves the customer's network stability.

Mobile App/ Ruijie Cloud Platform Remote Management

The switches are not only supporting web interface management, but also support mobile app and Ruijie Cloud platform remote management. Users can view the network status, modify the configuration, and troubleshoot at home.

Specifications

Specifications	RG-NBS5200-24GT4XS	RG-NBS5200-48GT4XS	RG-NBS5200-24SFP/8GT4XS	RG-NBS5100-24GT4SFP	RG-NBS5100-48GT4SFP
Fixed ports	24 10/100/1000Base-T ports 4 SFP+ 1/10GBase-X ports	48 10/100/1000Base-T ports 4 SFP+ 1/10GBase-X ports	24 100/1000M SFP ports 8 combo 10/100/1000Base-T ports 4 SFP+ 1/10GBase-X ports	24 10/100/1000Base-T ports 4 SFP 1000Base-X ports	48 10/100/1000Base-T ports 4 SFP 1000Base-X
Switching capacity	336Gbps	336Gbps	336Gbps	336Gbps	336Gbps
Packet forwarding rate	108Mpps	144Mpps	108Mpps	51Mpps	87Mpps
MAC address	Support static MAC address, MAC address filtering				
MAC address table size	16K				
Number of VLANs	4094				
Layer 3 aggregation ports	16				
Link aggregation	Support				
Port mirroring	Many-to-one mirroring				
Spanning tree	STP, RSTP				
LLDP	Support				
IP routing	Static routing				
ACL	IP standard ACL MAC extended ACL IP extended ACL Port ACL for Layer 2 ports (physical port / AP)				
QoS	Port-based speed limit (ingress/egress)				
Security	Port protection Hardware CPP				
Management	Web management, Ruijie Cloud or mobile app management				
DHCP	DHCP Server, DHCP Snooping				
EEE	Support				
Physical specifications					
Dimensions (W x D x H)	440mm*207.5mm*43.6mm	440mm*267.5mm*43.6mm	440mm*267.5mm*43.6mm	440mm*207.5mm*43.6mm	440mm*267.5mm*43.6mm
Operating temperature	Operating temperature: 0°C ~ 50°C Storage temperature: -40°C ~ 70°C				
Operating humidity	Operating humidity: 10% ~ 90% RH Storage humidity: 5% ~ 90% RH				

Layer 2 10G Managed Switches

Ruijie RG-NBS3200 Series Switches are the next-generation high-performance, high-security and multi-service Layer 2 Ethernet switches with gigabit and 10Gigabit ports. Adopting an efficient hardware architecture design and equipped with Ruijie's OpenWRT operating system, this switch series provides larger MAC address table size, faster hardware processing performance, and more convenient operating experience.



RG-NBS3200-24GT4XS

24-Port Gigabit Managed Switch

24 Gigabit RJ45 Ports, 4 1/10G SFP+ Ports,
19-inch Rack-mountable Steel Casing



RG-NBS3200-24SFP/8GT4XS

24-Port Gigabit SFP Managed Switch

24 SFP Slots, 8 Gigabit RJ45 Ports, 4 1/10G SFP+ Ports,
19-inch Rack-mountable Steel Casing



RG-NBS3200-24GT4XS-P

24-Port Gigabit PoE+ Managed Switch

24 Gigabit RJ45 Ports, 4 1/10G SFP+ Ports, 370W PoE Power,
19-inch Rack-mountable Steel Casing



RG-NBS3200-48GT4XS

48-Port Gigabit Managed Switch

48 Gigabit RJ45 Ports, 4 1/10G SFP+ Ports,
19-inch Rack-mountable Steel Casing



RG-NBS3200-48GT4XS-P

48-Port Gigabit PoE+ Managed Switch

48 Gigabit RJ45 Ports, 4 1/10G SFP+ Ports, 370W PoE Power,
19-inch Rack-mountable Steel Casing

Energy Saving

The switches adopt the next-generation hardware architecture as well as advanced energy-saving circuit design and components to save energy for users while reducing noise pollution.

With Energy-Efficient Ethernet (EEE), if the port of RG-NBS3200 is idle for a continuous period of time, the system will set the port to energy-saving mode. When there is a need of packet transmission, RG-NBS3200 will wake up the port to resume service via signals sent on regular intervals to achieve energy saving.

Flexible VLAN Division

Reyee managed switches provide a convenient and flexible way to divide VLANs, allowing you to divide ports into different VLANs according to your needs. Users in different VLANs do not affect each other, creating a more stable network for users.

Auto-networking Allowing One-step Project Management

The switches can obtain the IP address automatically from the router and connect to the external network without configuration. It also supports auto-networking for the switches. Users can scan the serial number of any switch in the network using the mobile app to automatically add all switches in the network to the project.

Surge Protection Ensuring Product Stability

The 6KV surge protection of the port reduces the probability of being damaged by surges and improves the customer's network stability.

Mobile APP / Ruijie Cloud Platform Remote Management

The switches are not only supporting web interface management, but also supports mobile app and Ruijie Cloud platform remote management. Users can view the network status, modify the configuration, and troubleshoot at home.

Specifications

Specifications	RG-NBS3200-24GT4XS	RG-NBS3200-48GT4XS	RG-NBS3200-24SFP/8GT4XS	RG-NBS3200-24GT4XS-P	RG-NBS3200-48GT4XS-P
Fixed ports	24 10/100/1000Base-T ports, 4 SFP+ 1/10GBase-X ports,	48 10/100/1000Base-T ports, 4 SFP+ 1/10GBase-X ports,	24 100/1000M SFP ports, 8 combo 10/100/1000Base-T ports, 4 SFP+ 1/10GBase-X ports	24 10/100/1000Base-T ports (support PoE and PoE+), 4 SFP+ 1/10GBase-X ports	48 10/100/1000Base-T ports (support PoE and PoE+), 4 SFP+ 1/10GBase-X ports
Switching capacity	336Gbps	336Gbps	336Gbps	336Gbps	336Gbps
Packet forwarding rate	96Mpps	132Mpps	96Mpps	96Mpps	132Mpps
MAC address	Support static MAC address, MAC address filtering				
MAC address table size	16K				
Number of VLANs	4094				
Layer 3 aggregation ports	16				
Link aggregation	Support				
Port mirroring	Many-to-one mirroring				
Spanning tree	STP, RSTP				
LLDP	Support				
IP routing	N/A				
ACL	IP standard ACL MAC extended ACL IP extended ACL Port ACL for Layer 2 ports (physical port / AP)				
QoS	Port-based speed limit (ingress/egress)				
Security	Port protection Hardware CPP				
Management	Web management, Ruijie Cloud or mobile app management				
DHCP	DHCP snooping				
EEE	Support				
Physical specifications					
Dimensions (W x D x H)	440mm*207.5mm*43.6mm	440mm*267.5mm*43.6mm	440mm*207.5mm*43.6mm	440mm*207.5mm*43.6mm	440mm*357.6mm*43.6mm
PoE	N/A			24/48 Base-T ports (support PoE and PoE+) Maximum PoE / PoE+ output power per switch: 370W Maximum output power per port: 30W	
Operating temperature	Operating temperature: 0°C ~ 50°C Storage temperature: -40°C ~ 70°C				
Operating humidity	Operating humidity: 10% ~ 90% RH Storage humidity: 5% ~ 90% RH				

L2 Gigabit Managed Switches

Ruijie Reyee RG-NBS3100 Managed Switch Series consists of 4 models of switches designed for SME customers to meet their different network needs including basic VLAN division and advanced security features such as ACL. The models with suffix -P support PoE, which can meet the PoE requirements of wireless APs, digital cameras and other devices in various scenarios.



RG-NBS3100-24GT4SFP

24-Port Gigabit Managed Switch

24 Gigabit RJ45 Ports, 4 SFP Ports,
19-inch Rack-mountable Steel Casing



RG-NBS3100-8GT2SFP

8-Port Gigabit Managed Desktop Switch

8 Gigabit RJ45 Ports, 2 SFP Ports, Desktop Steel Casing



RG-NBS3100-24GT4SFP-P

24-Port Gigabit PoE+ Managed Switch

24 Gigabit RJ45 Ports, 4 SFP Ports, 370W PoE Budget,
19-inch Rack-mountable Steel Casing



RG-NBS3100-8GT2SFP-P

8-Port Gigabit PoE+ Managed Desktop Switch

8 Gigabit RJ45 Ports, 2 SFP Ports, 125W PoE Budget,
Desktop Steel Casing



RG-NBS3100-48GT4SFP-P

52-Port Gigabit Layer 2 Cloud Managed PoE Switch

Flexible VLAN Division

Reyee managed switches provide a convenient and flexible way to divide VLANs, allowing you to divide ports into different VLANs according to your needs. Users in different VLANs do not affect each other, creating a more stable network for the users.

Auto-networking Allowing One-step Project Management

The switches can obtain the IP address automatically from the router and connect to the external network without configuration. It also supports auto-networking for the switches. Users can scan the serial number of any switch in the network using the mobile app to automatically add all switches in the network to the project.

Surge Protection Ensuring Product Stability

The 6KV surge protection of the port reduces the probability of being damaged by surges and improves the customer's network stability.

Mobile App / Ruijie Cloud Platform Remote Management

The switches are not only supporting web interface management, but also supports mobile app and Ruijie Cloud platform remote management. Users can view the network status, modify the configuration, and troubleshoot at home.

Specifications

Specifications	RG-NBS3100-24GT4SFP	RG-NBS3100-8GT2SFP	RG-NBS3100-24GT4SFP-P	RG-NBS3100-8GT2SFP-P
Fixed ports	24 10/100/1000Base-T ports, 4 SFP 1000Base-X ports	8 10/100/1000Base-T ports, 2 SFP 1000Base-X ports	24 10/100/1000Base-T ports (support PoE and PoE+), 4 SFP 1000Base-X ports	8 10/100/1000Base-T ports (support PoE and PoE+), 2 SFP 1000Base-X ports
Switching capacity	336Gbps	192Gbps	366Gbps	192Gbps
Packet forwarding rate	42Mpps	15Mpps	42Mpps	15Mpps
MAC address	Support static MAC address, MAC address filtering			
MAC address table size	8K			
Number of VLANs	4094			
Link aggregation	Support			
Port mirroring	Many-to-one mirroring			
Spanning tree	STP, RSTP			
LLDP	Support			
IP routing	N/A			
ACL	IP standard ACL MAC extended ACL IP extended ACL Port ACL for Layer 2 ports (physical port / AP)			
QoS	Port-based speed limit (ingress/egress)			
Security	Port protection Hardware CPP			
Management	Web management, Ruijie Cloud or mobile app management			
DHCP	DHCP snooping			
EEE	Support			
Physical specifications				
Dimensions (W x D x H)	440mm*165mm*44mm	260mm*120mm*43.6mm	440mm*293mm*44mm	300mm*220mm*43.6mm
PoE	N/A	N/A	4 Base-T ports (support PoE and PoE+) Maximum PoE / PoE+ output power per switch: 370W Maximum output power per port: 30W	8 Base-T ports (support PoE and PoE+) Maximum PoE / PoE+ output power per switch: 125W Maximum output power per port: 30W
Operating temperature	Operating temperature: 0°C ~ 50°C Storage temperature: -40°C ~ 70°C			
Operating humidity	Operating humidity: 10% ~ 90% RH Storage humidity: 5% ~ 90% RH			

L2 Cloud Switches for IP Surveillance

Ruijie Reyee ES200 series PoE switches is a series of cloud managed switches launched by Ruijie to solve the pain points of the current video surveillance industry. Ruijie Reyee Cloud managed switches offer a variety of port options to meet the needs of IP surveillance networks of different scales.

Ruijie Reyee ES200 Series cloud managed switches provide simple and easy-to-use management features while offering plug and play with default factory configuration, which can quickly locate the surveillance network faults, initiate PoE port restart, perform VLAN configuration, etc. Mobile app and Ruijie Cloud remote management is also supported, making the operation and maintenance of the surveillance network easier and more convenient, while reducing operation and maintenance costs.



RG-ES206GC-P

6-Port Gigabit PoE+ Cloud Managed Switch

6 Gigabit RJ45 ports including 4 PoE ports
54W PoE budget, desktop steel casing



RG-ES205GC-P

5-Port Gigabit PoE+ Cloud Managed Switch

5 Gigabit RJ45 Ports Including 4 PoE Ports,
54W PoE Budget, Desktop Steel Casing



RG-ES218GC-P

16-Port Gigabit PoE+ Cloud Managed Switch

16 Gigabit RJ45 Ports, 2 SFP Ports, 240W PoE Budget,
13-inch Rack-mountable Steel Casing



RG-ES210GC-LP

10-Port Gigabit PoE+ Cloud Managed Switch

10 Gigabit RJ45 ports including 8 PoE ports
70W PoE budget, desktop steel casing



RG-ES209GC-P

9-Port Gigabit PoE+ Cloud Managed Switch

9 Gigabit Ports Including 8 PoE ports,
120W PoE Budget, Desktop Steel Casing



RG-ES226GC-P

24-Port Gigabit PoE+ Cloud Managed Switch

24 Gigabit RJ45 Ports, 2 SFP Ports, 370W PoE Budget,
13-inch Rack-mountable Steel Casing

Plug and Play with Zero Configuration

Under factory default state, the smart surveillance switches require zero configuration after plugged in. The video surveillance network can be set up quickly after connecting the devices correctly.

Auto PoE Power Adjustment for Safety and Energy Saving

The PoE ports support 802.3af and 802.3at, providing sufficient power to the connected device. The switches will negotiate with the connected devices to automatically adjust the PoE power, thereby saving energy.

When the PoE port is connected to non-PoE device, the switch will not output power to such device to ensure equipment safety.

Full-power PoE supporting PoE Cameras at Maximum Capacity

The smart surveillance switches support full-power PoE output, powering PoE network cameras for all PoE ports simultaneously. It can ensure that all PoE network cameras are powered 24 hours a day, the customer's network stability.

Fast Fault Positioning

The smart surveillance switches support monitoring the network status in real time. When failure occurs, the location and cause of failure can be displayed in a timely manner, and the notification can be sent via the mobile app.

On-demand VLAN configuration

In the network of villas/ stores/ offices, the network cameras and wireless APs may be connected to the same switch. Without network isolation, there may be problems such as camera screen lag and slow wireless speed. The smart surveillance switches provide convenient and flexible VLAN division, which can automatically divide different VLANs according to the type of equipment connected to the port, so that the surveillance network and data network do not interfere with each other, improving the stability of the entire network.

High compatibility for network cable

The smart surveillance switches not only support standard cat5/5e/6 network cables, but also support data transmission via network cables of non-standard materials (such as 0.38/0.40/0.45-diameter copper-clad steel/iron), facilitating the construction and cabling.

Multiple Deployment Methods Allowing One-step Project Management

The switches can obtain the IP address automatically from the router and connect to the external network without configuration. It also supports auto-networking for the switches. Users can scan the serial number of any switch in the network using the mobile app to automatically add all switches in the network to the project.

Mobile APP / Ruijie Cloud Platform Remote Management

The switches are not only supporting web interface management, but also supports mobile app and Ruijie Cloud platform remote management. Users can view the network status, modify the configuration, and troubleshoot at home.

Specifications

Model	RG-ES205GC-P	RG-ES206GC-P	RG-ES209GC-P
Switching capacity	10Gbps	12Gbps	18Gbps
Switching Cache	1Mbit	1Mbit	1.5Mbit
Package forwarding rate	7.44Mpps	8.9Mpps	13.392Mpps
Ports	4 10/100/1000 Base-T ports (PoE/PoE+) 1 10/100/1000 Base-T uplink port	4 10/100/1000 Base-T ports (PoE/PoE+) 2 10/100/1000 Base-T uplink port	8 10/100/1000 Base-T ports (PoE/PoE+) 1 10/100/1000 Base-T uplink port
PoE Standard	IEEE 802.3at / 802.af		
PoE Power Budget	54W	54W	120W
Speed / Duplex mode	Auto / Half / Full duplex Speed auto / 10/ 100 /1000		
MAC address	2K	4K	4K
Maximum Number of VLANs	16		
Allowed VLAN ID	1 ~ 4094		
Port-based VLAN	Support		
Flow Control	Support		
Loop Protection	Support		
Unknown Unicast Suppression	Support		
Multicast / Broadcast Storm Suppression	Support		
Mirroring	Many-to-One Mirroring		
Port Isolation	Support		
Cable Testing	Support		
DNS	DNS Client		
Telnet	Support		
MACC	Support		
Port Surge	Common mode: 4KV		
Electrostatic Discharge	Air discharge: 6KV Contact discharge: 4KV		
Power Consumption	≤ 60W	≤ 60W	≤ 130W
Power supply	External power adapter 100-240V		
Dimensions (W x D x H)	148mm*78mm*26mm	148mm*78mm*26mm	202*108*28mm
Weight	0.9 kg (with package)	0.9 kg (with package)	1.3 kg (with package)
MTBF	>200K		

Model	RG-ES205GC-P	RG-ES206GC-P	RG-ES209GC-P
Operating temperature	0 to 40°C		
Storage temperature	-40~70°C		
Operating humidity	10% to 90% RH		
Storage humidity	5% to 95% RH		
Operating Altitude	-500 ~ 5000 meters		
FAN	Fanless		
Management	Support management and configuration through web management interface, MACC cloud platform and mobile app		
Safety Standard Ground Resistance	GB4943-2011, EN 62638-1		
EMC	GB9254-2008, EN 55032, EN61000-3-2, EN61000-3-3, EN 55035		

Model	RG-ES210GC-LP	RG-ES218GC-P	RG-ES226GC-P	
Switching capacity	20Gbps	36Gbps	52Gbps	
Switching Cache	1.5Mbit	4.1Mbit	4.1Mbit	
Package forwarding rate	14.8Mpps	26.8Mpps	38.7Mpps	
Ports	8 10/100/1000 Base-T ports (PoE/PoE+), 2 10/100/1000 Base-T uplink port	16 10/100/1000 Base-T ports (PoE/PoE+), 2 10/100/1000 Base-X SFP uplink port	24 10/100/1000 Base-T ports (PoE/PoE+), 2 10/100/1000 Base-X SFP uplink port	
PoE Standard	IEEE 802.3at / 802.af			
PoE Power Budget	70W	240W	370W	
Speed / Duplex mode	Auto / Half / Full duplex Speed auto / 10/ 100 /1000			
MAC address	4K	8K	8K	
Maximum Number of VLANs	16			
Allowed VLAN ID	1 ~ 4094			
Port-based VLAN	Support			
Flow Control	Support			
Loop Protection	Support			
Unknown Unicast Suppression	Support			
Multicast / Broadcast Storm Suppression	Support			
Mirroring	Many-to-One Mirroring			
Port Isolation	Support			
Cable Testing	Support			
DNS	DNS Client			
Telnet	Support			
MACC	Support			
Port Surge	Common mode: 4KV			
Electrostatic Discharge	Air discharge: 6KV Contact discharge: 4KV			
Power Consumption	≤ 80W	≤ 280W	≤ 443W	
Power supply	External power adapter 100-240V	Built-in power supply		
Dimensions (W x D x H)	202 x 108 x 28 mm	300 x 230 x 43.6mm	440 x 289 x 43.6mm	
Weight	1.3 kg (with package)	3.5 kg (with package)	4.2 kg (with package)	
MTBF	>200K			
Operating temperature	0 to 40°C			
Storage temperature	-40~70°C			
Operating humidity	10% to 90% RH			
Storage humidity	5% to 95% RH			
Operating Altitude	-500 ~ 5000 meters			
FAN	Fanless	Supports adaptive speed adjustment. The fan stops running when the ambient temperature is lower than 25°Cand the PoE power is less than 120W.		
Management	Support management and configuration through web management interface, MACC cloud platform and mobile app			
Safety Standard Ground Resistance	GB4943-2011, EN 62638-1			
EMC	GB9254-2008, EN 55032, EN61000-3-2, EN61000-3-3, EN 55035			

L2 Cloud Managed Switches for IP Surveillance

In addition to the Ruijie Reyee Cloud managed PoE switches, this series offers a 16-port and a 24-port non-PoE Gigabit switch to meet the customers' needs for cloud management in non-PoE circumstances, such as PC, printer, and non-PoE cameras.



RG-ES205GC

5-Port Gigabit Cloud Managed Switch

5 Gigabit RJ45 ports, desktop steel casing



RG-ES208GC

8-Port Gigabit Cloud Managed Switch

8 Gigabit RJ45 ports, desktop steel casing



RG-ES224GC

24-Port Gigabit Cloud Managed Switch

24 Gigabit RJ45 Ports, 19-inch Rack-mountable Steel Casing



RG-ES216GC

16-Port Gigabit Cloud Managed Switch

16 Gigabit RJ45 Ports, 19-inch Rack-mountable Steel Casing

Plug and Play with Zero Configuration

Under factory default state, the smart surveillance switches require zero configuration after plugged in. The video surveillance network can be set up quickly after connecting the devices correctly.

On-demand VLAN Configuration

The smart surveillance switches provide convenient and flexible VLAN division, so that the surveillance network and data network do not interfere with each other, improving the stability of the entire network.

High Compatibility for Network Cable

The smart surveillance switches not only support standard network cables, but also support power supply and data transmission via network cables of non-standard materials, facilitating the construction and cabling.

Fast Fault Positioning

The smart surveillance switches support monitoring the network status in real time. When failure occurs, the location and cause of failure can be displayed in a timely manner, and the notification can be sent via the mobile app.

Mobile APP / Ruijie Cloud Platform Remote Management

The switches are not only supporting web interface management, but also supports mobile app and Ruijie Cloud platform remote management. Users can view the network status, modify the configuration, and troubleshoot at home.

Multiple Deployment Methods Allowing One-Step Project Management

The switches can obtain the IP address automatically from the router and connect to the external network without configuration. It also supports auto-networking for the switches. Users can scan the serial number of any switch in the network using the mobile app to automatically add all switches in the network to the project.

Specifications

Model	RG-ES205GC	RG-ES208GC	RG-ES216GC	RG-ES224GC
Switching capacity	10Gbps	16Gbps	32Gbps	48Gbps
Switching Cache	1Mbit	1.5Mbit	4.1Mbit	4.1Mbit
Package forwarding rate	7.4Mpps	11.9Mpps	23.8Mpps	35.7Mpps
Ports	5 10/100/1000 Base-T ports	8 10/100/1000 Base-T ports	16 10/100/1000 Base-T ports	24 10/100/1000 Base-T ports
PoE Standard	N/A			
PoE Power Budget	N/A			
Speed / Duplex mode	Auto / Half / Full duplex Speed auto / 10/ 100 /1000			
MAC address	2K	4K	8K	8K
Maximum Number of VLANs	16			
Allowed VLAN ID	1 ~ 4094			
Port-based VLAN	Support			
Flow Control	Support			
Loop Protection	Support			
Unknown Unicast Suppression	Support			
Multicast / Broadcast Storm Suppression	Support			
Mirroring	Many-to-One Mirroring			
Port Isolation	Support			
Cable Testing	Support			
DNS	DNS Client			
Telnet	Support			
MACC	Support			
Port Surge	Common mode: 4KV			
Electrostatic Discharge	Air discharge: 6KV Contact discharge: 4KV			
Power Consumption	≤ 3W	≤ 4W	≤ 12W	≤ 14W
Power supply	External power adapter 100-240V	External power adapter 100-240V	Built-in power supply	Built-in power supply
Dimensions (W x D x H)	119 mm x 75 mm x 24 mm	160 mm x 75 mm x 24 mm	440 mm x 165mm x 44mm	440 mm x 165mm x 44mm
Weight	0.36kg (with package)	0.49kg (with package)	2.7kg (with package)	2.8kg (with package)
MTBF	>200K			
Operating temperature	0 to 40°C			
Storage temperature	-40~70°C			
Operating humidity	10% to 90% RH			
Storage humidity	5% to 95% RH			
Operating Altitude	-500 ~ 5000 meters			
FAN	Fanless			
Management	Support management and configuration through web management interface, MACC cloud platform and mobile app			
Safety Standard Ground Resistance	GB4943-2011, EN 62638-1			
EMC	GB9254-2008, EN 55032, EN61000-3-2, EN61000-3-3, EN 55035			

Unmanaged Switches

Ruijie Reyee RG-ES105D/ RG-ES108D/ RG-ES105GD/ RG-ES108GD are cost-effective unmanaged access switches with metal casing designed for SMEs. The RG-ES100 Series supports plug-and-play without requiring any configuration, which can meet the requirements of various scenarios such as wired, wireless and surveillance networks.

**RG-ES105D**

5-Port Fast Ethernet Unmanaged Switch

5 10/100BASE-T Ethernet RJ45 Ports, Steel Casing

**RG-ES108D**

8-Port Fast Ethernet Unmanaged Switch

8 10/100BASE-T Ethernet RJ45 Ports, Steel Casing

**RG-ES105GD**

5-Port Gigabit Unmanaged Switch

5 10/100/1000BASE-T Ports, Steel Casing

**RG-ES108GD**

8-Port Gigabit Unmanaged Switch

8 10/100/1000BASE-T Ports, Steel Casing

**RG-ES106D-P V2**

6-port 10/100Mbps Desktop Unmanaged Switch

**RG-ES110D-P**

8-port 10/100Mbps Desktop Unmanaged Switch

**RG-ES118S-LP**

16-port 10/100Mbps Desktop Unmanaged Switch

**RG-ES126S-LP V2**

24-Port 10/100 Mbps with 2-Port Gigabit Rackmount PoE Switch

**RG-ES126S-P V2**

24-Port 10/100 Mbps with 2-Port Gigabit Rackmount PoE Switch

**RG-ES110GDS-P**

10-port 10/100/1000Mbps Unmanaged PoE Switch

**RG-ES116G**

16-port 10/100/1000Mbps Unmanaged Non-PoE Switch

**RG-ES118GS-P**

18-port 10/100/1000Mbps Unmanaged PoE Switch

**RG-ES124GD**

24-port 10/100/1000Mbps Unmanaged Switch

Plug and Play

RG-ES100 Series supports self-adaptive ports and plug-and-play feature with zero configuration.

Enterprise-Grade Quality

The high-quality 8-core network cable and enterprise-grade components ensure no packet loss or lagging for data transmission.

Easy to Install

The compact size allows easy installation in the ELV box at home or the waterproof surveillance junction box, as it only takes up little space.

Metal Casing

The entire casing is made of metal which provides better heat dissipation.

RG-ES05G/RG-ES08G are desktop switches tailored for small enterprises, small-scale surveillance and SOHO



RG-ES05

5-Port Fast Ethernet Unmanaged Switch

5 10/100BASE-T Ethernet RJ45 Ports, Plastic Casing



RG-ES08

8-Port Fast Ethernet Unmanaged Switch

8 10/100BASE-T Ethernet RJ45 Ports, Plastic Casing



RG-ES05G

5-Port Gigabit Unmanaged Switch

5 10/100/1000BASE-T Ethernet RJ45 Ports, Plastic Casing



RG-ES08G

8-Port Gigabit Unmanaged Switch

8 10/100/1000BASE-T Ethernet RJ45 Ports, Plastic Casing

Specifications

Model	ES105D	ES108D	ES105GD	ES108GD
Ports	5 10/100Mbps RJ45 ports	8 10/100Mbps RJ45 ports	5 10/100/1000Mbps RJ45 ports	8 10/100/1000Mbps RJ45 ports
Maximum port forwarding rate	100Mbps	100Mbps	1000Mbps	1000Mbps
Auto-MDI/MDIX	Support	Support	Support	Support
MAC address	1K	2K	2K	8K
Backplane bandwidth	1Gbps	1.6Gbps	10Gbps	16Gbps
Maximum packet forwarding rate	744Kpps	1.19Mpps	7.44Mpps	11.9Mpps
LED indicator	Link/Act status LED indicator for each port, Power indicator	Link/Act status LED indicator for each port, Power indicator	Link/Act status LED indicator for each port, Power indicator	Link/Act status LED indicator for each port, Power indicator
Dimensions (W x D x H)	119mm*62mm*24mm	160mm*75mm*24mm	119mm*62mm*24mm	160mm*75mm*24mm
Power input / output	External 5VDC 1.0A	External 5VDC 1.0A	External 5VDC 1.0A	External 5VDC 1.0A
Maximum power consumption	≤5W	≤5W	≤5W	≤5W
Temperature	Operating temperature: 0 °C ~ 40 °C Storage temperature: -40 °C ~ 70 °C	Operating temperature: 0 °C ~ 40 °C Storage temperature: -40 °C ~ 70 °C	Operating temperature: 0 °C ~ 40 °C Storage temperature: -40 °C ~ 70 °C	Operating temperature: 0 °C ~ 40 °C Storage temperature: -40 °C ~ 70 °C
Humidity	Operating humidity: 10% ~ 90% non-condensing Storage humidity: 5% ~ 90% non-condensing	Operating humidity: 10% ~ 90% non-condensing Storage humidity: 5% ~ 90% non-condensing	Operating humidity: 10% ~ 90% non-condensing Storage humidity: 5% ~ 90% non-condensing	Operating humidity: 10% ~ 90% non-condensing Storage humidity: 5% ~ 90% non-condensing

Model	RG-ES05	RG-ES05G	RG-ES08	RG-ES08G
Ports	5 10/100M Base-T ports	5 10/100/1000M Base-T ports	8 10/100M Base-T ports	8 10/100/1000M Base-T ports
Operating mode	Half-duplex, full-duplex, auto-negotiation mode Support auto MDI/MDIX			
Backplane bandwidth	1Gbps	10Gbps	1.6Gbps	16Gbps
Packet forwarding rate	0.744Mpps	7.44Mpps	1.1904Mpps	11.904Mpps
MAC address	1K	2K	1K	4K
Power supply	External, DC 5.0V / 600mA	External, DC 5.0V / 600mA	External, DC 5.0V / 600mA	External, DC 9.0V / 600mA
Maximum power consumption	≤2.5W	≤3W	≤3.5W	≤6.5W
Fan	Fanless	Fanless	Fanless	Fanless
Dimensions (W x D x H)	108.1mm*64mm*24.8mm	108.1mm*64mm*24.8mm	144mm*85mm*23mm	144mm*85mm*23mm
Temperature	Operating temperature: 0 °C ~ 40 °C Storage temperature: -40 °C ~ 70 °C			
Humidity	Operating humidity: 10% ~ 90% RH Storage humidity: 5% ~ 95% RH			

06 Router



Ruijie Reyee RG-EG series Router is a cloud managed router designed for villas and smart home, restaurant, small offices, homestay hotel. It is affordable, small and easy to use, but at the same time comes with 500M-600M bandwidth and supporting up to 200 terminals.

RG-EG series can perform per-port VLAN configuration to achieve port isolation and integrate with smart flow control to achieve comprehensive network planning and perform local and remote network diagnosis.

Simplified and Powerful

- Powerful features for small networks, easier configuration than ever.
- **User Friendly Configuration, Easy to Learn**
Even for advanced functions, set-up can be easily done by Ruijie Cloud APP.
- **Unbreakable Multi-WAN Internet**
Intelligent load balancing and link redundancy between multiple WAN ports
- **Automatically Updated APP Library, Maintenance-free**
- **Customize Portal Page, What You See is What You Get.**
- **Secure Access Internal Device Remotely**
No matter dynamic or even private IP on gateway WAN port, Securely monitoring the NVR/IPC/Internal Server anytime from anywhere .

Products



RG-EG105G V2

5-Port Gigabit Cloud Managed Router (100 Users)



RG-EG105G-P V2

5-Port Gigabit Cloud Managed PoE Router (100 Users)



RG-EG105GW-(T)

Wi-Fi 5 1267Mbps All-in-One Wireless Router(150 Users)



RG-EG105GW-X

Wi-Fi 6 AX3000 High-performance All-in-One Wireless Router(180 Users)



RG-EG105GW

5-Port Gigabit Cloud Managed Wireless Router (100 Users)

Products



RG-EG210G-E

10-Port Gigabit Cloud Managed Router (200 Users)



RG-EG210G-P

10-Port Gigabit Cloud Managed PoE Router (200 Users)



RG-EG209GS

9-Port Gigabit Cloud Managed SFP Router (200 Users)



RG-EG305GH-P-E

5-Port Gigabit Cloud Managed PoE (300 Users)



RG-EG310GH-E

10-Port Gigabit Cloud Managed Router (300 Users)



RG-EG310GH-P-E

10-Port Gigabit Cloud Managed Router (500 Users)



RG-NBR6120-E

5-Port Gigabit Cloud Managed VPN Router (200 Users)



RG-NBR6205-E

8-Port Gigabit High Performance VPN Router(500 Users)



RG-NBR6210-E

10-Port Gigabit High Performance VPN Router (1000 Users)



RG-NBR6215-E

10-Port Gigabit High Performance SFP+ VPN Router (1500 Users)

Specifications

Model	RG-EG105G V2	RG-EG105G-P V2	RG-EG105G-P	RG-EG105GW	RG-EG210G-E	RG-EG210G-P
Fixed ports	5 Gigabit ports, supporting up to 2 WAN ports				10 Gigabit ports, supporting up to 4 WAN ports	10 Gigabit ports, supporting up to 4 WAN ports
RAM	128MB				256MB	
Flash	16MB					
PoE	N/A	PoE output: 54W(802.3 af/at) Support up to 4 POE ports		N/A	N/A	PoE output: 70W (802.3 af/at) Support up to 8 POE ports
Wireless	N/A	N/A		Support 802.11a/n/ac wave2 5 Blade Antennas with Max 5dBi Gain 3 spatial streams @2.4GHz 2 spatial streams @5GHz	N/A	N/A
Recommended number of clients	Up to 100 concurrent clients				Up to 200 concurrent clients	
Recommended bandwidth	600M asymmetric bandwidth (flow control disabled) 500M asymmetric bandwidth (flow control enabled)		500M asymmetric bandwidth (flow control disabled) 300M asymmetric bandwidth (flow control enabled)		1Gbps asymmetric bandwidth (flow control disabled) 1Gbps asymmetric bandwidth (flow control enabled)	600M asymmetric bandwidth (flow control disabled) 500M asymmetric bandwidth (flow control enabled)
Local power supply	Support 220V AC local power supply					
Power consumption	<6W	<60W (With PoE load)		<20W	<80W	<80W
Dimensions	206.5×108.5×28 (mm)	206.5×108.5×28 (mm)		250×170×42 (mm)	440×43.6×201.5 (mm)	202×107×28 (mm)
Weight	0.84kg	1.01kg		1.2kg	2.35kg	1.5kg
Temperature	Operating temperature: 0°C ~ 40°C Storage temperature: -10°C ~ 70°C					
Humidity	Operating humidity: 10% ~ 90% (non-condensing) Storage humidity: 5% ~ 95% (non-condensing)					
Basic network features						
Network access	PPPoE dial-up, DHCP client, static IP, automatic identification of access methods, automatic avoidance of WAN port address conflicts, MAC cloning, obtaining account passwords from existing routers					
Routing	tatic routing, policy-based routing, carrier address routing, active/standby mode, load balancing based on source address, flow-based load balancing, port-based weighted load balancing of data streams					
Security	ACL, IP-MAC binding, MAC address filtering, dynamic ARP, static ARP binding, NAT, NAPT, port mapping					
Other protocols	DHCP Server, DHCP Client, DHCP Option43 / 138, DNS Client, DNS Server, DNS Proxy, TFTP, NTP, DDNS					
Gateway						
Flow control	Support custom flow control policies, IP-based automatic bandwidth assignment					
Traffic audit	Real-time traffic audit, IP traffic visualization					
Behavior management	Time-based and IP policy-based access control, website filtering					
VPN	IPsec VPN (8 tunnels) server and client, L2TP, PPTP, OpenVPN					
Wireless management						
Management capacity	In AC mode, the maximum management capacity is 300 In gateway mode, the maximum management capacity is 32				In AC mode, the maximum management capacity is 500 In gateway mode, the maximum management capacity is 150	
AP management	Support multi-SSID configuration, SSID hiding, channel setting, power setting, AP wired port setting, AP online upgrade, STA quantity setting, STA blacklist and whitelist					
Roaming	Support local forwarding roaming, Layer 2 roaming, Layer 3 roaming between APs, viewing of STA roaming track					
Switch management						
Management capacity	Maximum manageable cloud managed switches: 128					
Port management	Loop protection, port mirroring, port isolation, port configuration, PoE configuration, port limit, storm control, static MAC, MAC search					
Status display	Port statistics, monitoring information, cable detection, VLAN configuration, MAC list					
Upgrade management	Per-device upgrade, batch upgrade					
Value added features						
Featured solutions	Single-cable IPTV solution, port service VLAN and network segment isolation solution, smart fault diagnosis solution, intranet penetration solution, auto-networking solution					
Management	Eweb and Ruijie Cloud					

Model	RG-EG105GW(T)	RG-EG105GW-X
Fixed	"1 × 10/100/1000 Base-T WAN Port1 × 10/100/1000 Base-T LAN Port"	"1 x 10/100/1000 Base-T WAN Port1 x 10/100/1000 Base-T LAN Port"
Switchable Ports	3 × 10/100/1000 Base-T WAN/LAN Ports	3 × 10/100/1000 Base-T WAN/LAN Ports
Protocol	802.11ac (Wi-Fi 5)	802.11ax (Wi-Fi 6)
Wireless Max Signal Rate	"1267MbpsUp to 400Mbps(2.4GHz) Up to 867Mbps (5GHz)"	"2976MbpsUp to 574Mbps(2.4GHz) Up to 2402Mbps (5GHz)"
Wireless Protocol	"5G: 802.11a/n/ac Wave2 2.4G: 802.11b/g/n"	"5G: 802.11a/n/ac/ax 2.4G: 802.11b/g/n/ax"
Antennas	"Built-in Omnidirectional Antennas (2.4 GHz: 3dBi, 5 GHz: 4dBi)"	"5 External Antennas (2.4 GHz: 5 dBi, 5 GHz: 5 dBi)"
Wireless Recommended Client	80	80
Total Recommended Client	150	180
Recommended Bandwidth	600Mbps	1.2Gbps
Reyee Mesh	Support	Support
CPU	Dual Cores, 800MHz	Dual Cores, 1.3GHz
RAM	256MB	512MB
USB	USB 2.0	USB 3.0
Working Mode	Router,AP	Router,AP
Load Balancing	Support	Support
Self-security	Support	Support
VPN	PPTP, L2TP, IPsec, OpenVPN	PPTP, L2TP, IPsec, OpenVPN
DDNS	Ruijie DNS,DynDns, NO-IP	Ruijie DNS,DynDns, NO-IP
QoS	Support	Support
Free Cloud Management	Support	Support
Self-organizing Network	Support	Support
Mesh	Reyee mesh	Reyee mesh
Roaming	KV	KV
USB File Sharing	Support	Support
Power Supply	DC12V/1.5A	100V~240V AC: 50/60Hz
Warranty	3 Years	3 Years

Model	RG-EG209GS	RG-EG305GH-P-E	RG-EG310GH-E	RG-EG310GH-P-E
Fixed Ports	8 Gigabit ports, 1 SFP port, support up to 4 WAN ports	5 Gigabit ports, support up to 4 WAN ports	10 Gigabit ports, support up to 4 WAN ports	
PoE	N/A	4 PoE out, PoE budget 60W	N/A	8 PoE out, PoE budget 110W
Model Type	Desktop, External DC adapter		Rack Mounted, Internal Power	Desktop, External DC adapter
NAT Throughput (Disable/Enable L7)	700Mbps/500Mbps	1.5Gbps/1Gbps		
Recommended Number of Clients (Disable/Enable Application based flow control and flow Audit)	200/100	300/200		
Core Count	2			
Frequency	880Mbps	1.35GHz		
RAM	256MB	512MB		
Flash	32MB	256MB		
AP Management	√			
Recommended Bandwidth	600Mbps	1Gbps		
APP Priority Management	√			
User Group	√			
Back Static Route	√			
Behaviour Management	√			
Basic Firewall	√			
VPN	PPTP, L2tp, IPSec, OpenVPN			
Authentication	Captive Portal, PPPoE, SMS, QR-Code			
Multi-IP Network	√			
PPPoE Server	√			
APP Management	√			
Smart Flow Control	QoS, IP	QoS, IP, QoS+IP		

Model	RG-NBR6120-E	RG-NBR6205-E	RG-NBR6210-E	RG-NBR6215-E
Installation Type	19" 1U Rack Mounted			
Network Interface	5 Gigabit Port, 1 USB	8 Gigabit ports, 2 SFP ports, 2 USB	8 Gigabit ports, 2 SFP ports, 2 USB	8 Gigabit ports, 1 SFP ports, 1 10G SFP+ port, 2 USB
RAM	512M	2G	2G	2G
Flash	No Hard Disk	1TB Hard Disk(Optional)		
Performance	500Mbps	1.5Gbps	2.5Gbps	2.5Gbps
Recommended Number of Clients	200	500	1000	1500
IPSec Max. Concurrent Connections	16	300	600	1000
SSL Max. Concurrent Connections	10	200	300	500
Multi-WAN Access	√			
Behaviour Management	√			
Behaviour Audit	√			
Application Management	√			
Flow Control	√			
Smart Flow Control	√			
Flow Monitoring	√			
Ultrafast Configuration	√			
AC Mode	√			
Firewall	No	√		
VPN	IPSec, SSL, PPTP, L2tp			
VPN Speed Up	√			
URL Filter/log	√			
User Group	√			
Portal Authentication/Ads Push	√			

07

Mesh Wi-Fi





Reyee Home Wi-Fi Solutions

RG-EW Series is an ideal choice for wireless network deployment in bungalow, villas, Large-sized apartment, small shops, and SOHO. The whole EW Series family can realize flexible networking and seamless roaming for multi-device via the Reyee Mesh Technology, providing stable and high-speed wireless experience



Elite Large Size House

Full Gigabit ports, optimized signal, Enterprise grade performance and cover all types of home you loved.



Smart Modern Residence

Keep Gigabit wideband but in low budget, make balance between the performance and cost, match perfectly for modern family



Economics Economics

Minimum spending to get better whole home Wi-Fi solution, especially a killer-solution for home only has 100Mbps access rate but want to get full coverage of internet for sweet home



Products



WiFi 6

RG-EW1800GX PRO

Support 802.11ax protocol
1800M Dual-band(2.4G 574M, 5G 1200M)
5 Gigabit port
(1 WAN port and 4 LAN ports)
High-Gain Omnidirectional antennas
With 2+2 high-performance amplifiers(FEM)
Support for hardware NAT
One-click Reyee Mesh
Mix & Match Maximize Clients
Cloud Management on Reyee Router App



WiFi 6

RG-EW3200GX PRO

Support 802.11ax protocol
3200M Dual-band
(2.4G 800M, 5G 2400M)
5 Gigabit port
(1 WAN port and 4 LAN ports)
High-Gain Omnidirectional antennas
With 4+4 high-performance amplifiers(FEM)
Support for hardware NAT
One-click Reyee Mesh
Mix & Match Maximize Clients
Cloud Management on Reyee Router App



RG-EW300 PRO

4 Megabit ethernet ports
Four 5dBi omnidirectional antennas
With high-performance amplifiers(FEM)
WISP & Repeater Mode Supported
Parental Control, Guest Wi-Fi
Cloud Management on Reyee Router App



RG-EW1200G PRO

Full Gigabit ethernet ports
High-Gain Antennas
Enterprise level seamless roaming
Support 802.11ac Wave2 MU-MIMO
Reyee Mesh Technology
Smart NAT + FEM design
Parental Control, Healthy Mode, Xpress Mode
Cloud Management on Reyee Router App



RG-EW1200

100M ethernet ports
Support 802.11ac
Wave2 MU-MIMO
Reyee Mesh Technology
Parental Control, Healthy Mode
Cloud Management on Reyee Router App



RG-EW1200R

1200Mbps
Dual-band
1 WAN/LAN FE port
With high-performance amplifiers (FEM)
Smart Signal Indicator
One-click Reyee Mesh
WISP & WPS mode
Cloud Management on Reyee Router App



RG-EW300R

300Mbps
1 WAN/LAN FE port
With high-performance amplifiers (FEM)
Smart Signal Indicator
WISP & WPS mode
Cloud Management on Reyee Router App

Specifications

Model	RG-EW300 PRO	RG-EW1200	RG-EW1200G PRO	RG-EW1800GX PRO	RG-EW3200GX PRO
Wireless Specifications	2.4 GHz, 2×2, maximum rate of 300Mbps	2.4GHz, 2×2, maximum rate 300Mbps; 5GHz, 2×2, maximum rate 867Mbps	2.4GHz, 2×2, maximum rate 400Mbps; 5GHz, 2×2, maximum rate 867Mbps	2.4 GHz, 2×2, maximum rate of 600Mbps; 5 GHz, 2×2, maximum rate of 1200Mbps	2.4 GHz, 4×4, maximum rate of 800Mbps;5 GHz, 4×4, maximum rate of 2400Mbps
	Antenna: 4 external non-detachable omnidirectional antennas	Antenna: 4 external non-removable omnidirectional antennas	Antenna: 6 external non-removable omnidirectional antennas	Antenna: 4 external non-detachable omnidirectional antennas	Antenna: 8 external non-detachable omnidirectional antennas
	Support: 802.11b/g/n and 2x2 MIMO	Support: 802.11a/b/g/n/ac/ac Wave2, MU-MIMO Support beamforming		Support: 802.11a/b/g/n/ac/ax and DL/UL MU-MIMO Beamforming, OFDMA, and BSS color technologies	
	Frequency band: Independent 2.4GHz modules	Frequency band: Independent 2.4GHz and 5GHz modules, supporting dual frequency integration			
	-----	Support beamforming		Support beamforming, OFDMA, and BSS color technologies	
	Wi-Fi channel: 2.4GHz :2.4G~2.4835GHz	Wi-Fi channel: 2.4GHz Channel: 1,2,3,4,5,6,7,8,9,10,11,12,13 5GHz Channel: 36,40,44,48,52,56,60,64,149,153,157,161,165	Wi-Fi channel: 2.4GHz: 2.4G~2.4835GHz 5GHz: 5.150~5.250GHz, 5.725~5.850GHz(Country Specific)	Wi-Fi channel: 2.4GHz :2.4G~2.4835GHz 5GHz : 5.150~5.250GHz, 5.250~5.350H, 5.470~5.725GH, 5.725~5.850GHz	Wi-Fi channel: 2.4GHz :2.4G~2.4835GHz 5GHz : 5.150~5.250GHz, 5.250~5.350H, 5.470~5.725GH, 5.725~5.850GHz
Ports	1 10/100M WAN port (Auto MDI/MDIX)		1 10/100/1000M WAN port (Auto MDI/MDIX)		
	3 10/100M LAN ports (Auto MDI/MDIX)		3 10/100/1000M LAN ports (Auto MDI/MDIX)	4 10/100/1000M LAN ports (Auto MDI/MDIX)	
	1 system LED indicator	1 system LED indicator, 3 network port LED indicators, 1 Wi-Fi indicator	1 blue system LED indicator, 4 network port LED indicators	One Reyee Mesh LED indicator and one system LED indicator	One Reyee Mesh LED indicator and one system LED indicator
	1 device pairing/factory reset button				
	1 power input interface				
Physical Specifications	Dimensions: 210×180×33mm (W×D×H, excluding antennas)	Dimensions: 182x121x32mm (W×D×H, excluding antennas)	Dimensions: 220x140x36mm (W×D×H, excluding antennas)	Dimensions: 180×180×30mm (W×D×H, excluding antennas)	Dimensions: 190×190×41mm (W×D×H, excluding antennas)
	Weight: 0.32 kg (including package)	Weight: 0.4kg (including package)	Weight: 0.98kg (including package)	Weight: 1.125 kg (including package)	Weight: 1.3 kg (including package)
Power Supply	Power specifications: DC 12 V, 1.0A	Power specification: DC12V 0.6A	Power specification: DC12V 1.5A	Power specifications: DC 12 V, 1.5 A	Power specifications: DC 12 V, 2 A
	Maximum power: < 12 W	Maximum power: <7W	Maximum power: <10W	Maximum power: < 18 W	Maximum power: < 24 W
Certification	CE, ROHS	CE, CCC, SRRC	CE, RoHS, FCC	CE	
Operating Environment	Operating temperature: -10°C to +45°C Storage temperature: -40°C to +70°C Operating humidity: 5% to 95% (non-condensing) Storage humidity: 5% to 95% (non-condensing)	Operating temperature: -10-45°C Storage temperature: -40-70°C Operating humidity: 5%-95%RH (non-condensing) Storage humidity: 5%-95%RH (non-condensing)	Operating temperature: 0-45°C Storage temperature: -40-70°C Operating humidity: 5% to 95% (non-con- densing) Storage humidity: 5% to 95% (non-condensing)	Operating temperature: -10°C to +45°C Storage temperature: -40°C to +70°C Operating humidity: 5% to 95% (non-con- densing) Storage humidity: 5% to 95% (non-condensing)	

Model	RG-EW1200R	RG-EW300R
Basic		
Dimensions (W×D×H)	92 mm x 70 mm x 38 mm (3.62 in. x 2.76 in. x 1.50 in. antennas not included)	128 mm x 102 mm x 60 mm (5.04 in. x 4.02 in. x 2.36 in. antennas not included)
Weight	0.14 kg (packages not included)	0.25 kg (packages not included)
Wi-Fi Standards	Wi-Fi 4 (802.11n)	Wi-Fi 5 (802.11ac)
MIMO	2.4 GHz, 2×2, MIMO	2.4 GHz, 2×2, MU-MIMO 5 GHz, 2×2, MU-MIMO
Max. Wi-Fi Speed	2.4 GHz: 300 Mbps	2.4 GHz: 300 Mbps 5 GHz: 867 Mbps
Channel Width	2.4 GHz: Auto/20/40 MHz	2.4 GHz: Auto/20/40 MHz 5 GHz: Auto/20/40/80 MHz
Antennas	2	2
Antennas Type	External Omnidirectional	External Omnidirectional
Antenna Gain	2.4 GHz: 4 dBi	2.4 GHz: 4 dBi 5 GHz: 4 dBi
Port	1×10/100 Base-T WAN/LAN	1×10/100 Base-T WAN/LAN
Recommended Users	8	24
Max. Users	16	96
Power Supply	100-240V~50/60Hz 0.5A	100-240V~50/60Hz 0.5A
Power Consumption	≤12W	≤15W
Operation Frequency Bands	802.11b/g/n: 2.412 GHz to 2.472 GHz country-specific restrictions apply	802.11b/g/n: 2.400 GHz to 2.483 GHz 802.11a/n/ac: 5.150 GHz to 5.350 GHz 802.11a/n/ac: 5.470 GHz to 5.725 GHz , 5.725 GHz to 5.850 GHz country-specific restrictions apply
Transmit Power	<20 dBm (2.4 GHz) country-specific restrictions apply	Regular: CE EIRP: ≤20dBm (2.4GHz) ≤27dBm (5GHz) ≤20dBm 2400~2483.5MHz(Bluetooth) Myanmar: 2400~2483.5MHz ≤ 20dBm(EIRP) ; 5150~5350MHz ≤ 23dBm(EIRP) ; 5470~5725MHz ≤ 30dBm(EIRP) ; 5725~5850MHz ≤ 30dBm(EIRP) ;
Operating Temperature	-10 °C to +45 °C (14 °F to 113 °F)	-10 °C to +45 °C (14 °F to 113 °F)
Operating Humidity	5% to 95% Noncondensing	5% to 95% Noncondensing
Certifications	CE,RoHS	CE,RoHS



Ruijie Networks Co., Ltd.

Official Website : www.ruijienetworks.com

Technical Support : www.ruijienetworks.com/support

 Ruijie Networks