

Similar to image

CIRCUIT-BREAKER VL160X N STANDARD BREAKING  
CAPACITY ICU=55KA / 415 V AC 3 POLE,  
LINE PROTECTION OVERCURRENT RELEASE TM,  
LI IN=40A, RATED CURRENT IR=32-40A,  
OVERLOAD II=600A,  
SHORT-CIRCUIT WITHOUT AUXILIARY RELEASE  
WITHOUT AUXILIARY/ALARM SWITCH

General technical data:		
Number of poles		3
Design of the overcurrent release		TM
Acceptability for application		system protection
Electrical operating cycles as operating time / typical		10,000
Mechanical operating cycles as operating time / typical		20,000
Active power loss / maximum	W	70
Product component		
• auxiliary switch		No
• Voltage trigger		No
• undervoltage release mechanism		No
• undervoltage release with leading contact		No
Product function		
• of the thermal overload release		adjustable
• ground-fault protection		No
• for zero conductors / short-circuit and overload protection		No
• overload protection		Yes
Operating cycles / maximum	1/s	120
Protection class IP		IP20

<b>Protective function of the overcurrent release</b>		LI
<b>Impulse voltage resistance / rated value</b>	kV	8
<b>Ambient temperature</b>		
• during operating	°C	0 ... 70
• during storage	°C	-40 ... +80

#### Main circuit:

<b>Insulation voltage / for AC / rated value</b>	V	800
<b>Operating frequency</b>		
• 1 / rated value	Hz	50
• 2 / rated value	Hz	60
<b>Reference code</b>		
• according to DIN 40719 extended according to IEC 204-2 / according to IEC 750		Q
• according to DIN EN 61346-2		Q
<b>Operating voltage / for main circuit</b>		
• at 50 Hz / with AC		
• maximum	V	690
• at 60 Hz / with AC		
• maximum	V	690
<b>Operating voltage / for main current circuit / for DC</b>		
• maximum	V	500
<b>Operating current</b>		
• at 40 °C / rated value	A	40
• at 50 °C / rated value	A	40
• at 60 °C / rated value	A	37.2
• at 70 °C / rated value	A	34.4
<b>Continuous current / rated value</b>	A	40
<b>Derating temperature / for the rated value of the continuous current</b>	°C	50

#### Auxiliary circuit:

<b>Number of NC contacts / for auxiliary contacts</b>		0
<b>Number of NO contacts / for auxiliary contacts</b>		0

#### Short-circuit:

<b>Adjustable response current</b>		
• of the current-dependent overload release	A	32 ... 40
• of the non-delayed short-circuit release	A	600 ... 600
<b>Breaking capacity limit short-circuit current (I<sub>cu</sub>) / at 415 V / rated value</b>	kA	55

### Installation/mounting/dimensions:

Mounting type		fixed mounting
Height	mm	157.5
Width	mm	104.5
Depth	mm	106.5

### Connections:

Arrangement of electrical connectors / for main current circuit		front side
Design of the electrical connection / for main current circuit		box terminals
Type of the connectable conductor cross-section		
<ul style="list-style-type: none"><li>• for main contacts<ul style="list-style-type: none"><li>• solid</li><li>• stranded</li></ul></li><li>• for auxiliary contacts<ul style="list-style-type: none"><li>• solid</li><li>• finely stranded / with conductor end processing</li></ul></li></ul>		<div>2.5 ... 95 mm<sup>2</sup></div> <div>2.5 ... 95 mm<sup>2</sup></div> <div>0.75 ... 1.5 mm<sup>2</sup></div> <div>0,75 ... 1.0 mm<sup>2</sup></div>

### Certificates/approvals:

General Product Approval	Declaration of Conformity	Test Certificates
--------------------------	---------------------------	-------------------



CCC

[KTL](#)

[TSE](#)



EG-Konf.

[Special Test Certificate](#)

### Shipping Approval



ABS



BUREAU  
VERITAS



DNV



GL



PRS



RINA

### Shipping Approval

other



RMRS

[Confirmation](#)

[other](#)

[Environmental Confirmations](#)

### Further information:

#### Information- and Downloadcenter (Catalogs, Brochures,...)

<http://www.siemens.com/lowvoltage/catalogs>

#### Industry Mall (Online ordering system)

<https://eb.automation.siemens.com/mall/en/WW/Catalog/Product/3VL1704-1DD33-0AA0>

#### Service&Support (Manuals, Certificates, Characteristics, FAQs,...)

<http://support.automation.siemens.com/WW/view/en/3VL1704-1DD33-0AA0/all>

#### Image database (product images, 2D dimension drawings, 3D models, device circuit diagrams, ...)

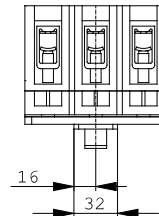
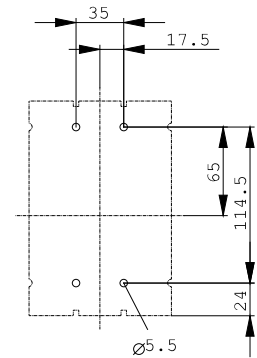
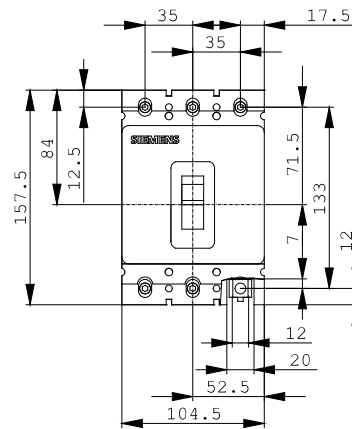
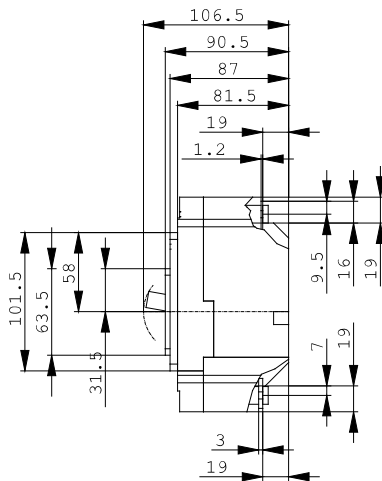
[http://www.automation.siemens.com/bilddb/cax\\_en.aspx?mlfb=3VL1704-1DD33-0AA0](http://www.automation.siemens.com/bilddb/cax_en.aspx?mlfb=3VL1704-1DD33-0AA0)

#### CAX-Online-Generator

<http://www.siemens.com/cax>

## Tender specifications

[Datanorm](#) [GAEB81](#) [GAEB83](#) [RTF](#) [TXT](#)



last change:

Jun 16, 2014