



## data sheet

### BENEFITS

#### Ubiquitous connectivity

In-room device provides complete wired and wireless connectivity for a wide range of devices and applications

#### Converged IP services

Multiple SSIDs, port-based VLANs and robust authentication options make the ZoneFlex 7025 ideal for supporting concurrent IP-based services such as VoIP, IPTV, high-speed Internet access and in-room device connectivity

#### Standalone or centrally managed

The ZoneFlex 7025 can be deployed in standalone mode or centrally managed by the Ruckus ZoneDirector or Ruckus FlexMaster systems

#### Superior, fast Wi-Fi connectivity

802.11n system delivers ultra high-speed connectivity and extends coverage in-room and beyond

#### Flexible deployment options

The ZoneFlex 7025 requires a single POE cable drop, reducing cabling, switch ports and power sourcing equipment

#### Easy installation

Installs into any standard network wall jack, offering two Ethernet uplink options: RJ-45 connector and a 110 punch down block

#### Sleek, inconspicuous compact form factor for best aesthetics

Low profile design and front port access eliminates unsightly cabling and disruptive furniture placement

#### Integrated POE support eliminates more wires

Provides POE out to power devices such as IP-based VoIP phones eliminating the need for more power chords that clutter the environment

#### Plug and play for existing digital phones

Passthrough port allows native connectivity for existing digital phones

## ZoneFlex™ 7025

### MULTISERVICE 802.11N WIRED/WIRELESS WALL SWITCH

#### The First High Performance 802.11n Integrated Wired/Wireless Wall Switch

The Ruckus ZoneFlex 7025 is the industry's first wired and wireless wall switch that integrates high-speed 802.11n Wi-Fi into an ultra-sleek, low-profile design that can be quickly and discretely installed in a standard wall junction box.

Ideal for offering converged services within hotel guest rooms and university dormitories, the ZoneFlex 7025 provides an easy way to offer multiple connections into a single room without multiple cables.

The ZoneFlex 7025 delivers high performance 2.4GHz 802.11n wireless coverage and four wired Ethernet access connections that can be used to support a range of in-room IP device and user connectivity options. An additional pass-through port allows connectivity for digital phones that requires native access to an in-house PBX system.

An IEEE 802.3af-compliant POE port, up to 15.4 watts, powers devices such as IP telephones directly from the wall switch. The ZoneFlex 7025 requires only a single POE cable drop thereby reducing cabling, switch ports, and power sourcing equipment.


The ZoneFlex Wi-Fi Wall Switch is completely inconspicuous, minimizing the protrusion off the wall to make in-room cabling and furniture arrangement simple. Flexible deployment options allow the ZoneFlex 7025 to be easily installed via two uplink Ethernet options: an RJ-45 Ethernet jack or a 110 punch down block connection.

The ZoneFlex 7025 can be deployed as a standalone device or centrally managed by the Ruckus ZoneDirector or FlexMaster Wi-Fi system management platform.

With the ability to broadcast up to eight SSIDs per device, the ZoneFlex 7025 supports port-based VLANs. Authentication options include: 802.1x, MAC-based, captive portal, LDAP, RADIUS, Active Directory and through an internal user database.

# ZoneFlex™ 7025


## MULTISERVICE 802.11N WIRED/WIRELESS WALL SWITCH



### FEATURES

- Integrated Wi-Fi AP and Ethernet wall switch
- High Performance 2.4GHz 11n Wi-Fi and four Ethernet access ports offers HSIA
- Wi-Fi Redundancy, in-room coverage as well as corridor and adjacent room
- Powered by either POE or 48VDC
- Supplies POE power 7W or 15W, depending on input power
- SmartCast QoS
- 8 BSSIDs with unique QoS and security policies
- WEP, WPA-PSK, WPA-TKIP, WPA2 AES, 802.11i
- 802.1X support for RADIUS and Active Directory\*
- Zero-IT and Dynamic PSK\*
- Captive portal and guess accounts\*
- Mounts into standard US and EU single gang wall jack
- RJ-45 or 110 punch down block options for uplink Ethernet port
- One RJ-45 pass-through connection

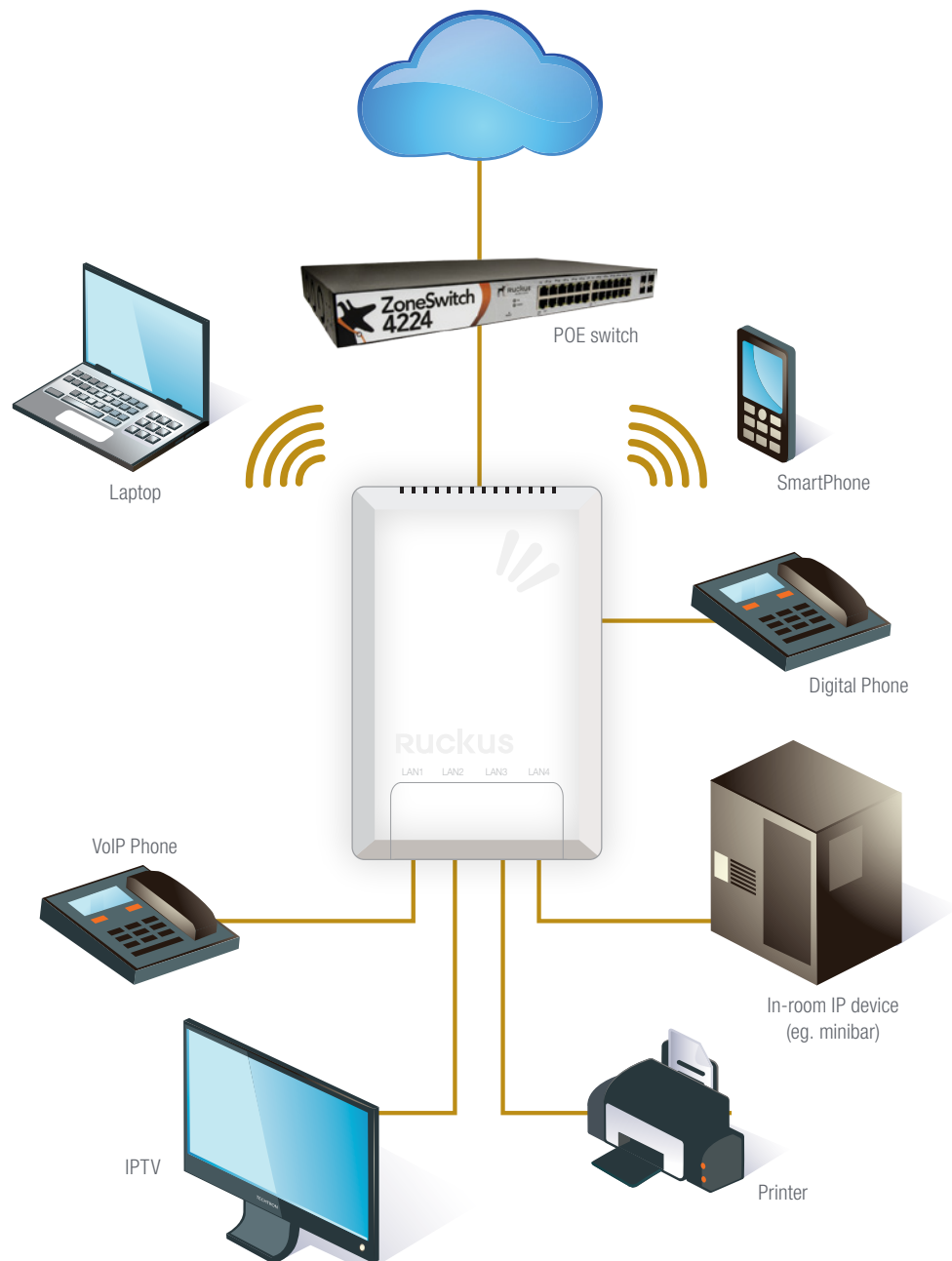
\* with ZoneDirector



# ZoneFlex™ 7025

MULTISERVICE 802.11N  
WIRED/WIRELESS  
WALL SWITCH

## Converged Wired and Wireless Services



## Specifications

PHYSICAL CHARACTERISTICS	
POWER	<ul style="list-style-type: none"> <li>• POE 802.3af/802.3at</li> <li>• 48VDC</li> </ul>
PHYSICAL SIZE	<ul style="list-style-type: none"> <li>• US/UN Casing (per NEMA WD6-2002): 128mm(L), 85mm(W), 56mm(H)</li> <li>• WW Casing (per BS 4662-2006+A1-2009): 85mm(L), 85mm(W), 56mm(H)</li> </ul>
WEIGHT	<ul style="list-style-type: none"> <li>• US/UN 150g</li> <li>• WW 140g</li> </ul>
PHYSICAL PORTS	<ul style="list-style-type: none"> <li>• 4 10/100Mbps, auto MDX, auto sensing, RJ-45 Ethernet access ports</li> <li>• Port 4 of the access ports provides 802.3af Class0/2 POE power</li> <li>• 1 10/100Mbps, auto MDX, auto sensing, RJ-45 or 110 punch down block Ethernet access port</li> <li>• 1 RJ-45 pass-through port</li> </ul>
ENVIRONMENTAL CONDITIONS	<ul style="list-style-type: none"> <li>• Operating Temperature: 32°F (0°C) - 122°F (50°C)</li> <li>• Operating Humidity: 15% - 95% non-condensing</li> </ul>
POWER DRAW	<ul style="list-style-type: none"> <li>• Without POE Out: 7W Max</li> <li>• With maximum POE output (15.4W): 23W Max</li> </ul>
RF	
MAXIMUM EIRP	<ul style="list-style-type: none"> <li>• Up to 18 dBm</li> </ul>
PHYSICAL ANTENNA GAIN	<ul style="list-style-type: none"> <li>• 2 dBi</li> </ul>
MINIMUM RX SENSITIVITY	<ul style="list-style-type: none"> <li>• Up to -92 dBm</li> </ul>
PERFORMANCE AND CAPACITY	
CONCURRENT USERS	<ul style="list-style-type: none"> <li>• 100</li> </ul>
VOICE CALLS	<ul style="list-style-type: none"> <li>• 10</li> </ul>
THROUGHPUT	<ul style="list-style-type: none"> <li>• 50-85 Mbps sustainable throughput for a 650 square foot (60 square meter) area</li> </ul>
APPLICATIONS	
HOTSPOT	<ul style="list-style-type: none"> <li>• WISPr</li> </ul>
VOICE	<ul style="list-style-type: none"> <li>• 802.11e/WMM</li> <li>• U-APSD</li> </ul>
NETWORK ARCHITECTURE	
IP	<ul style="list-style-type: none"> <li>• IPv4, IPv6, dual-stack</li> </ul>
VLANs	<ul style="list-style-type: none"> <li>• 802.1Q (1 per BSSID or dynamic, per user based on RADIUS)</li> <li>• Port-based</li> </ul>
802.1X FOR ETHERNET PORTS	<ul style="list-style-type: none"> <li>• Authenticator</li> <li>• Supplicant</li> </ul>
TUNNELING	<ul style="list-style-type: none"> <li>• L2TP, PPPoE</li> </ul>

MULTIMEDIA AND QUALITY OF SERVICE	
802.11e/WMM	<ul style="list-style-type: none"> <li>• Supported</li> </ul>
SOFTWARE QUEUES	<ul style="list-style-type: none"> <li>• Per traffic type (4), per client</li> </ul>
TRAFFIC CLASSIFICATION	<ul style="list-style-type: none"> <li>• Automatic, heuristics and TOS based or VLAN-defined</li> </ul>
RATE LIMITING	<ul style="list-style-type: none"> <li>• Dynamic, per-user or per-WLAN</li> </ul>
MANAGEMENT	
DEPLOYMENT OPTIONS	<ul style="list-style-type: none"> <li>• Standalone (individually managed)</li> <li>• Managed by ZoneDirector</li> <li>• Managed by FlexMaster</li> </ul>
CONFIGURATION	<ul style="list-style-type: none"> <li>• Web User Interface (HTTP/S)</li> <li>• CLI (Telnet/SSH), SNMP v1, 2, 3</li> <li>• TR-069 vis FlexMaster</li> </ul>
AUTO AP SOFTWARE UPDATES	<ul style="list-style-type: none"> <li>• FTP or TFTP, remote auto available</li> </ul>
WI-FI	
STANDARDS	<ul style="list-style-type: none"> <li>• IEEE 802.11b/g/n</li> <li>• 2.4GHz</li> </ul>
SUPPORTED DATA RATES	<ul style="list-style-type: none"> <li>• <b>802.11n:</b> 6.5Mbps – 150Mbps</li> <li>• <b>802.11b:</b> 1, 2, 5.5 and 11Mbps</li> <li>• <b>802.11g:</b> 6, 9, 12, 18, 24, 36, 48 and 54Mbps</li> </ul>
RADIO CHAINS	<ul style="list-style-type: none"> <li>• 1 x 1</li> </ul>
SPATIAL STREAMS	<ul style="list-style-type: none"> <li>• 1</li> </ul>
RF POWER OUTPUT	<ul style="list-style-type: none"> <li>• 16dBm*</li> </ul>
FREQUENCY BAND	<ul style="list-style-type: none"> <li>• 2.4-2.484GHz</li> </ul>
OPERATING CHANNELS	<ul style="list-style-type: none"> <li>• US/Canada: 1-11</li> <li>• EU (ETSI X30): 1-13</li> <li>• Channel availability is country dependent according to the local regulations</li> </ul>
BSSID	<ul style="list-style-type: none"> <li>• 8</li> </ul>
WIRELESS SECURITY	<ul style="list-style-type: none"> <li>• WEP, WPA-PSK, WPA-TKIP, WPA2 AES, 802.11i</li> <li>• Authentication via 802.1X with ZoneDirector, local authentication database, support for RADIUS, LDAP, and Active Directory</li> </ul>
CERTIFICATIONS	<ul style="list-style-type: none"> <li>• US, Europe, Australia, Canada, China, Egypt, India, Indonesia, Korea, New Zealand, Philippines, Singapore, Taiwan, Thailand, UAE</li> </ul>

\* Maximum power varies by country

## Product Ordering Information

MODEL	DESCRIPTION
ZoneFlex 7025 Wi-Fi Wall Switch	
901-7025-XX02	ZoneFlex 7025 Wi-Fi Wall Switch
Optional Accessories	
902-0170-XX10	Power Supply (Qty. 10)
902-7025-0024	ZF7025 Adapter Bracket for use with Continental Europe electrical utility wall box

PLEASE NOTE: When ordering you must specify the destination region by indicating -US, -UN, or -WW instead of XX.



[www.ruckuswireless.com](http://www.ruckuswireless.com)